

BPF Series

700-1200MHz Band Pass Filter

Features

- Center Frequency: 950MHz
- Pass Band: 700 – 1200MHz
- Insertion Loss: 2dB
- Input/Output Impedance: 50Ω
- Maximum Input Power: 8W
- LTCC Technology
- SMA Connector

Description

BPF-950L is a LTCC 700 - 1200MHz Band Pass Filter for Wide Band application.

Picture



Electrical Specifications @ +25 °C, $Z_S = Z_L = 50 \Omega$

Parameter	Unit	Minimum	Typical	Maximum
Frequency Range	MHz	700		1200
Center Frequency	MHz		950	
Insertion Loss	dB		2.0	
Rejection at 200MHz	dB		57	
Rejection at 2450MHz	dB		42	
Maximum Input Power	W		8.0	
Input/output impedance	Ω		50	
Group Delay	ns		1.7	
Group Delay Ripple	ns		± 0.6	
VSWR	Input VSWR Output VSWR		2.0:1 2.0:1	
Size (excluding SMA connectors)	inch	1.25" x 1.25" x 0.56"		
Weight	Oz	1.5		

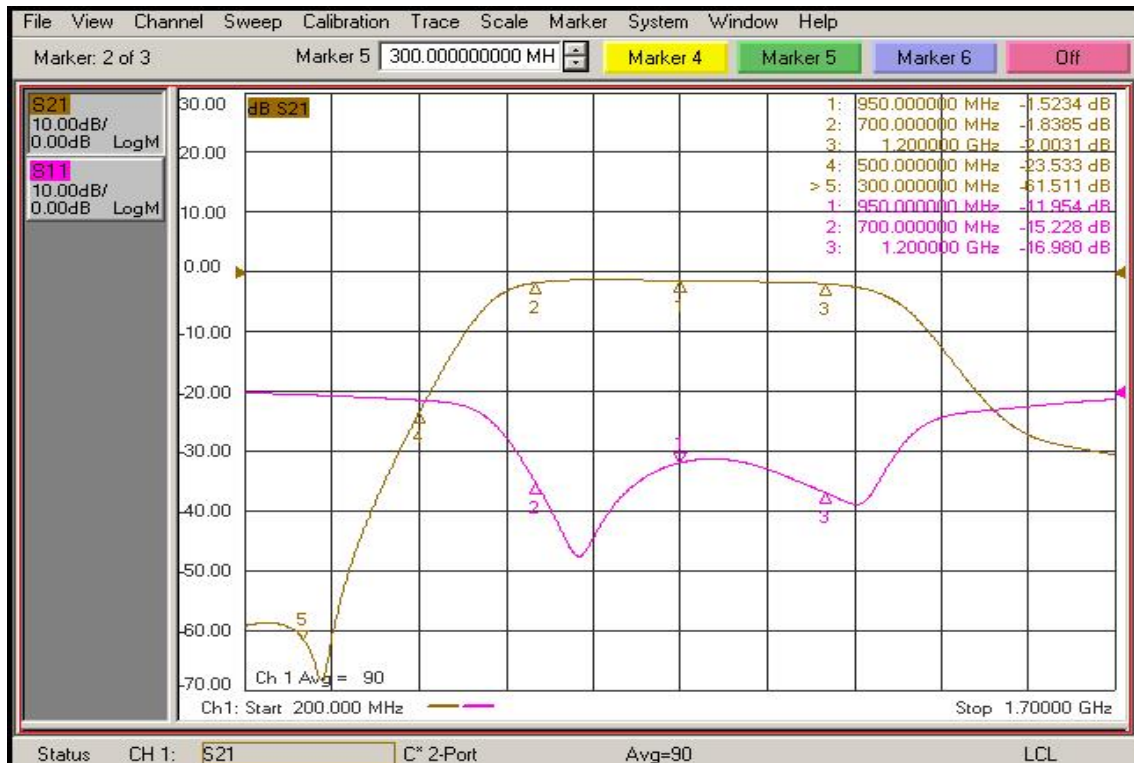
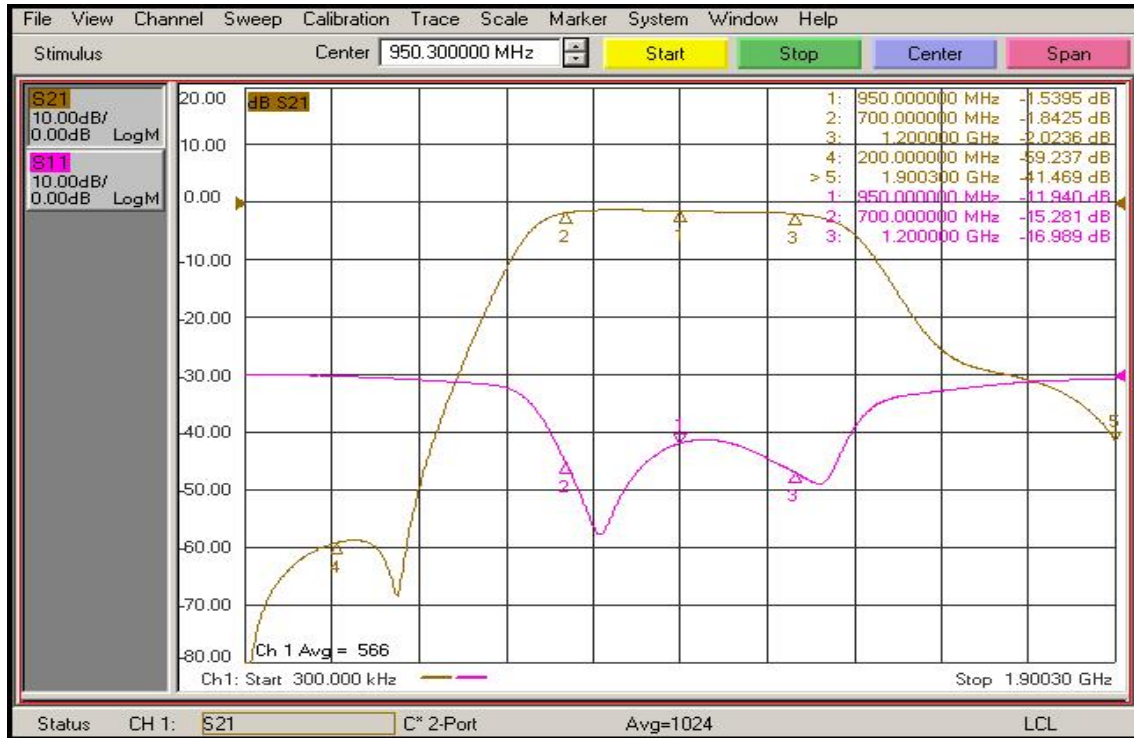
Note: Input and output are interchangeable

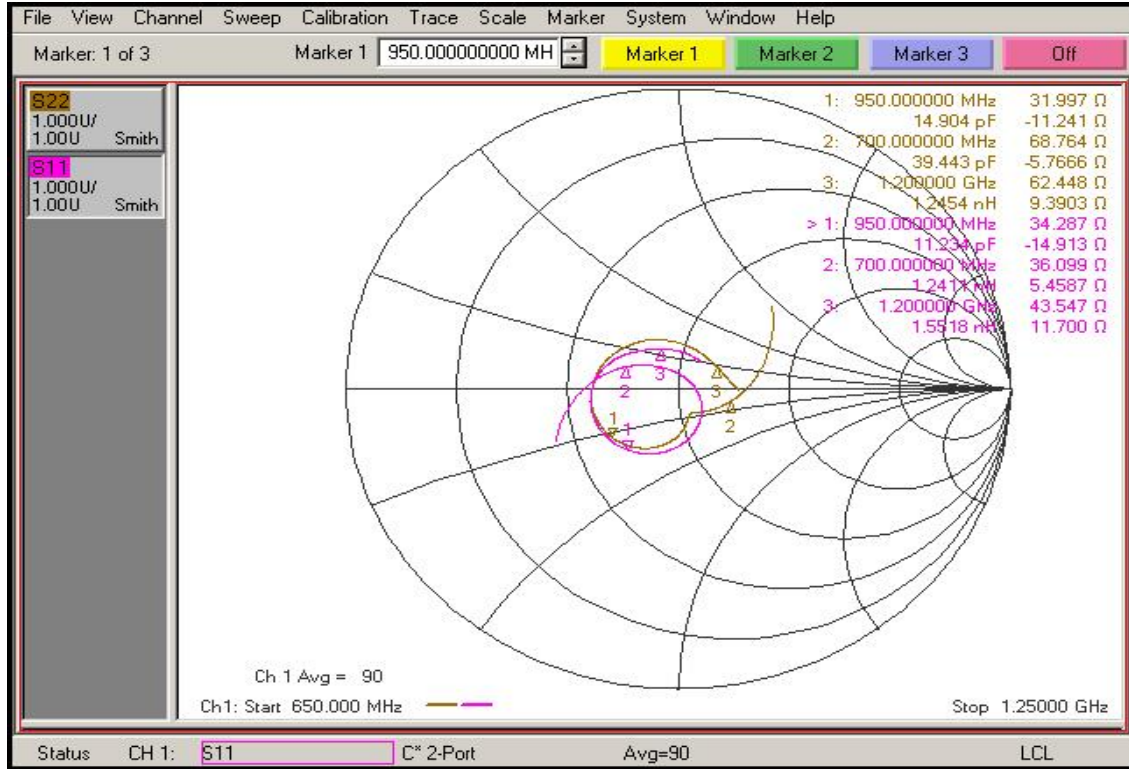
Typical Performance @ +25 °C



BPF Series

700-1200MHz Band Pass Filter

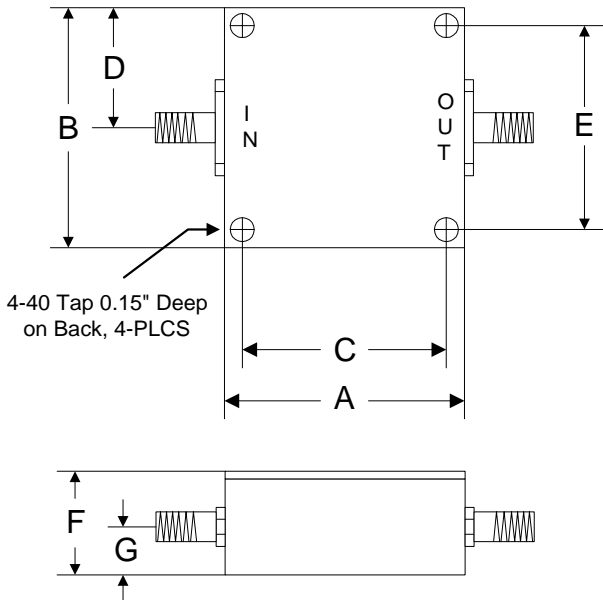




Absolute Maximum Ratings

Parameter	Absolute Maximum
RF Input Power	+39dBm
Operating Temperature	-40 °C to +85 °C
Storage Temperature	-65 °C to +150 °C

Outline



	A	B	C	D	E	F	G
Inch	1.250	1.250	1.000	0.625	1.000	0.563	0.250
mm	31.75	31.75	25.40	15.88	25.40	14.29	6.35