

BPF Series

175-237MHz Band Pass Filter


Features

- Center Frequency: 204MHz
- Pass Band: 175 – 237MHz
- Insertion Loss: 2.5dB
- Input/Output Impedance: 50Ω
- Maximum Input Power: 0.5W
- Linear Phase
- SMA Connector

Description

BPF-204M is a 175 - 237MHz Band Pass Filter for 204MHz application.

Picture



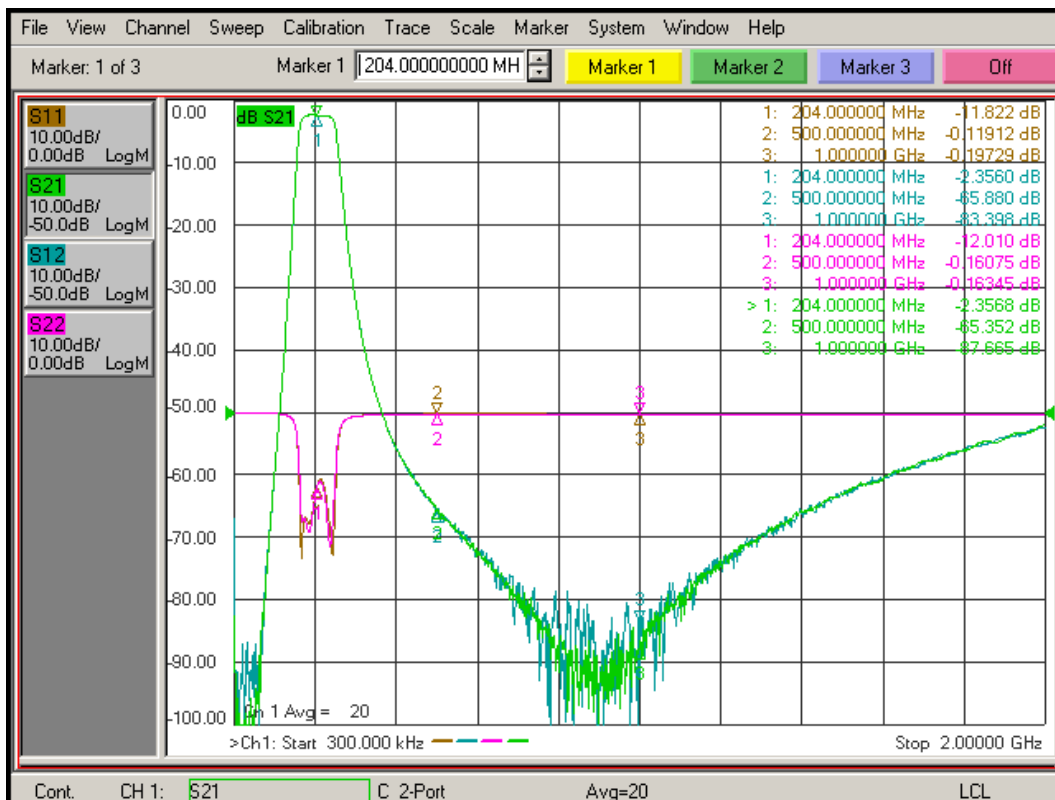
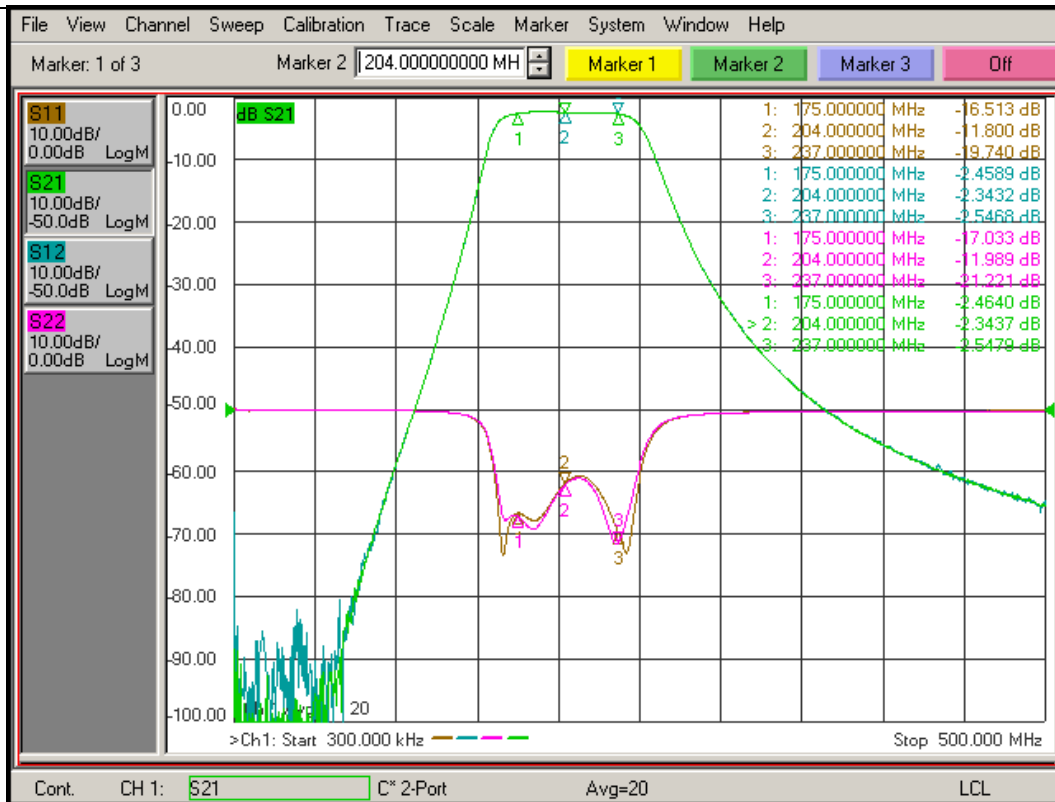
Electrical Specifications @ +25 °C, $Z_s = Z_L = 50 \Omega$

Parameter	Unit	Minimum	Typical	Maximum
Frequency Range	MHz	175		237
Center Frequency	MHz		204	
Insertion Loss	dB		2.5	3.5
Rejection at 135MHz	dB	20	27	
at 115MHz	dB	35	45	
Rejection at 300MHz	dB	20	29	
at 350MHz	dB	35	44	
Maximum Input Power	W			0.5
Input/output impedance	Ω		50	
Group Delay	ns		12	
Group Delay Ripple	ns		± 1	
VSWR				
Input VSWR			1.4:1	2.1:1
Output VSWR			1.4:1	2.1:1
Size (excluding SMA connectors)	inch	1.25" x 1.25" x 0.56"		
Weight	Oz	1.5		

Note: Input and output are interchangeable

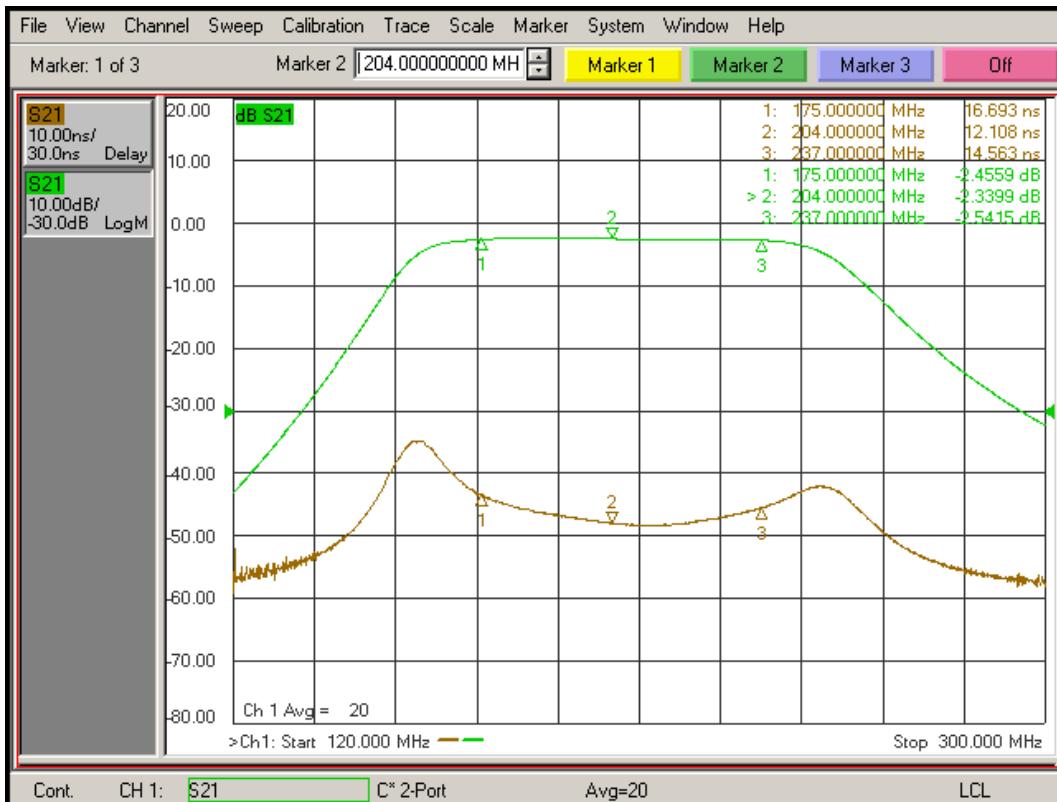
BPF Series

175-237MHz Band Pass Filter



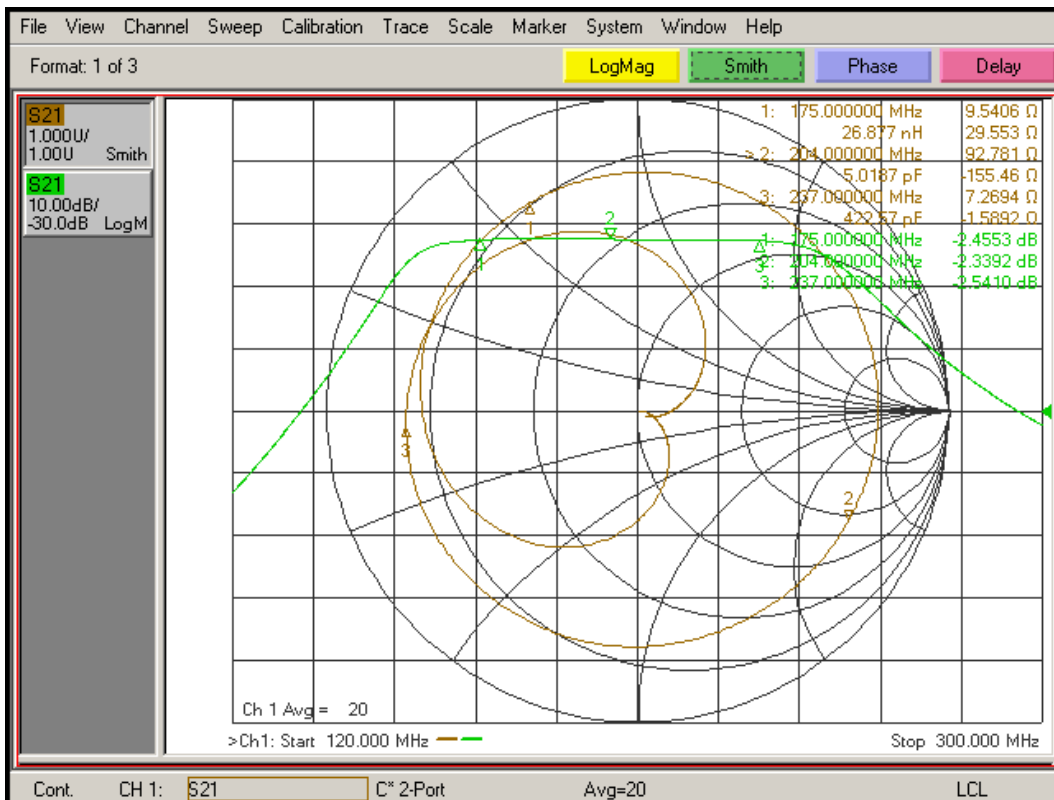
BPF Series

175-237MHz Band Pass Filter



BPF Series

175-237MHz Band Pass Filter



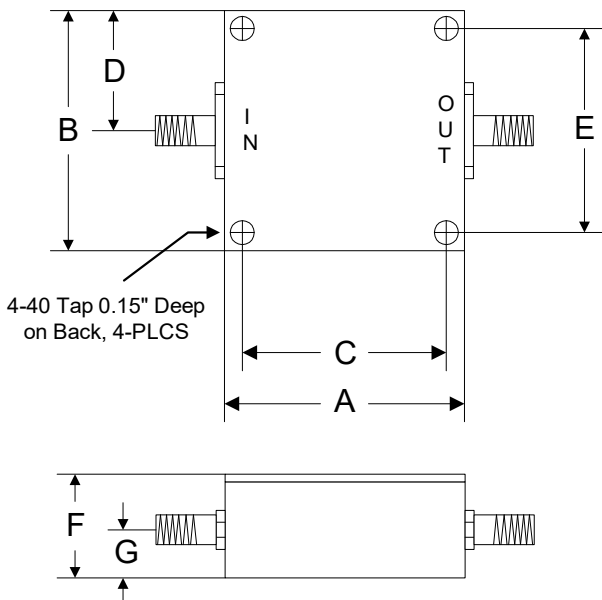
BPF Series

175-237MHz Band Pass Filter

Absolute Maximum Ratings

Parameter	Absolute Maximum
RF Input Power	+27dBm
Operating Temperature	-40 °C to +85 °C
Storage Temperature	-65 °C to +150 °C

Outline



	A	B	C	D	E	F	G
Inch	1.250	1.250	1.000	0.625	1.000	0.563	0.250
mm	31.75	31.75	25.40	15.88	25.40	14.29	6.35