

BPF Series

700-1000MHz Band Pass Filter

Features

- Center Frequency: 850MHz
- Pass Band: 700 – 1000MHz
- Insertion Loss: 2dB
- Input/Output Impedance: 50Ω
- Maximum Input Power: 8W
- LTCC Technology
- SMA Connector

Description

BPF-850L is a LTCC 700 - 1000MHz Band Pass Filter for Wide Band application.

Picture

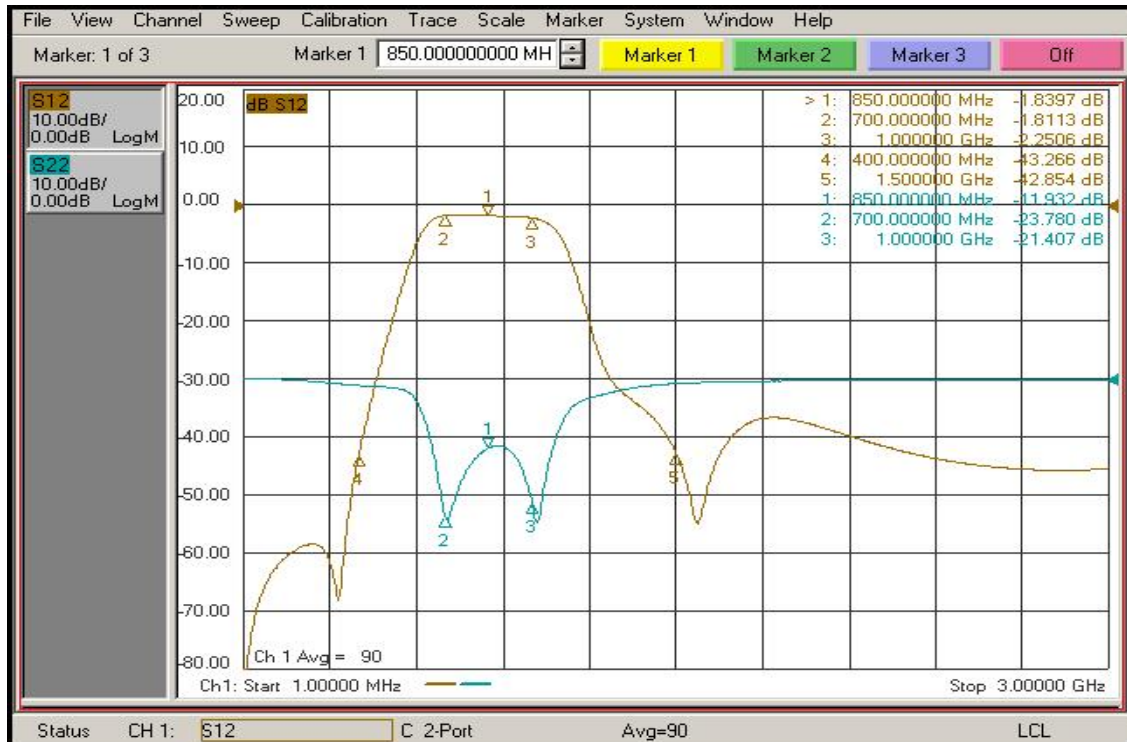


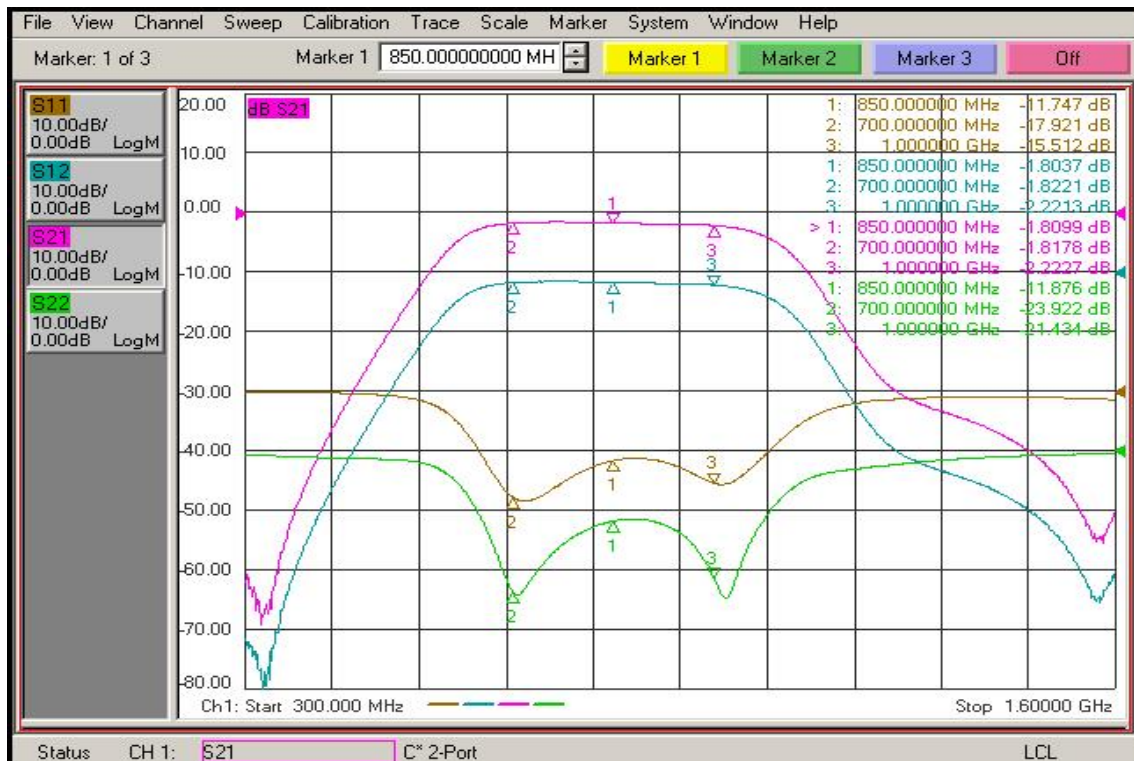
Electrical Specifications @ +25 °C, $Z_S = Z_L = 50 \Omega$

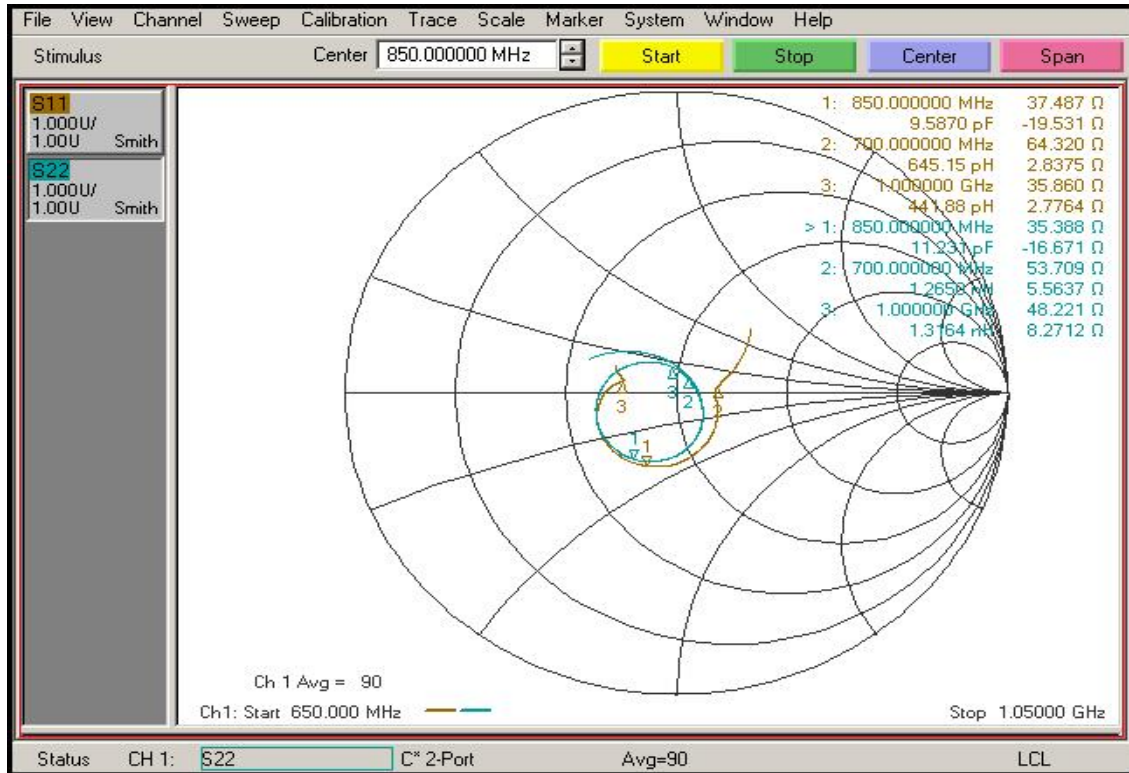
Parameter	Unit	Minimum	Typical	Maximum
Frequency Range	MHz	700		1000
Center Frequency	MHz		850	
Insertion Loss	dB		2.0	
Rejection at 400MHz	dB		40	
Rejection at 1500MHz	dB		40	
Maximum Input Power	W		8.0	
Input/output impedance	Ω		50	
Group Delay	ns		2.2	
Group Delay Ripple	ns		± 0.5	
VSWR	Input VSWR Output VSWR		2.0:1 2.0:1	
Size (excluding SMA connectors)	inch	1.25" x 1.25" x 0.56"		
Weight	Oz	1.5		

Note: Input and output are interchangeable

Typical Performance @ +25 °C



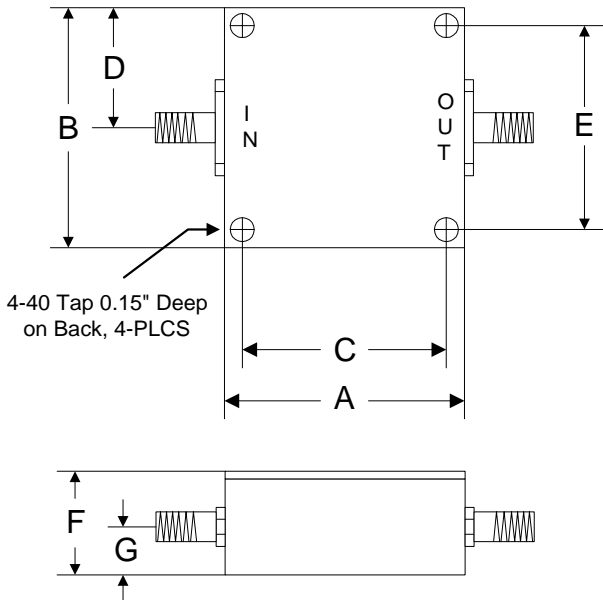




Absolute Maximum Ratings

Parameter	Absolute Maximum
RF Input Power	+39dBm
Operating Temperature	-40 °C to +85 °C
Storage Temperature	-65 °C to +150 °C

Outline



	A	B	C	D	E	F	G
Inch	1.250	1.250	1.000	0.625	1.000	0.563	0.250
mm	31.75	31.75	25.40	15.88	25.40	14.29	6.35