

BSF Series

255-310MHz Band Stop Filter


Features

- Stop Band: 255 - 310MHz
- Pass Band: 0–180/400-1500MHz
- Insertion Loss: 0.5dB @ 180MHz
- Input/Output Impedance: 50Ω
- Maximum Input Power: 0.5W
- SMA Connector

Description

BSF-280M is a 255-310MHz Band Stop Filter with Pass Band from DC-180MHz and 400-1500MHz, usable to 5000MHz

Picture



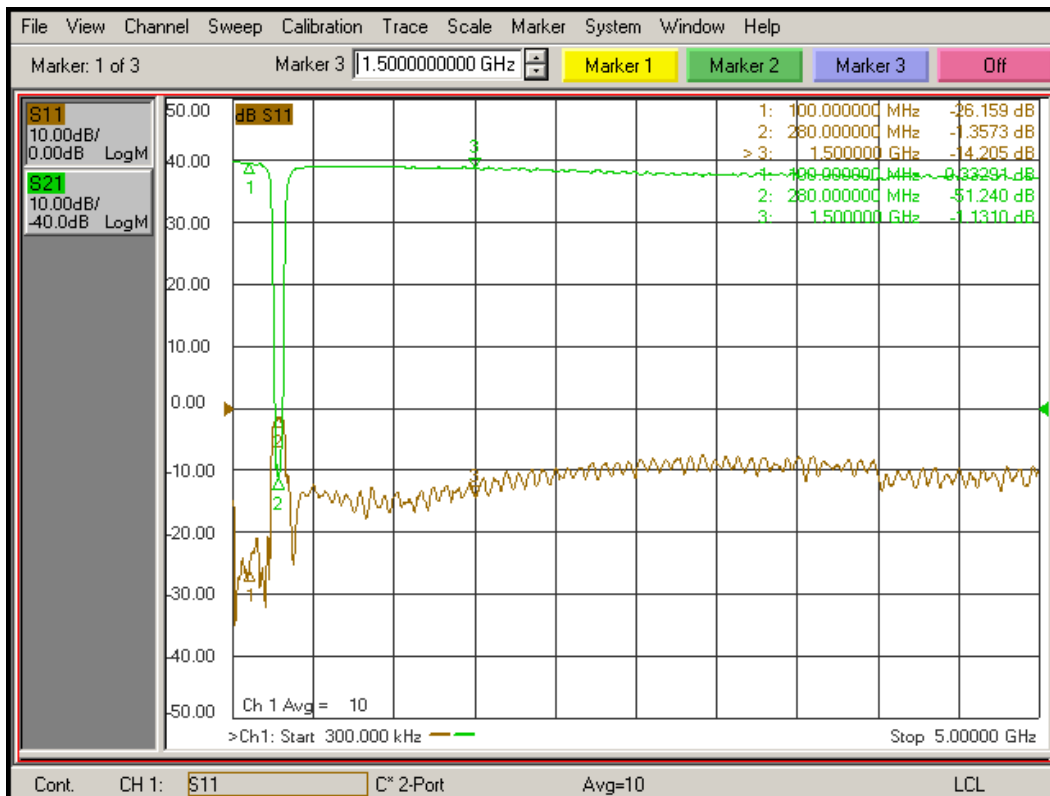
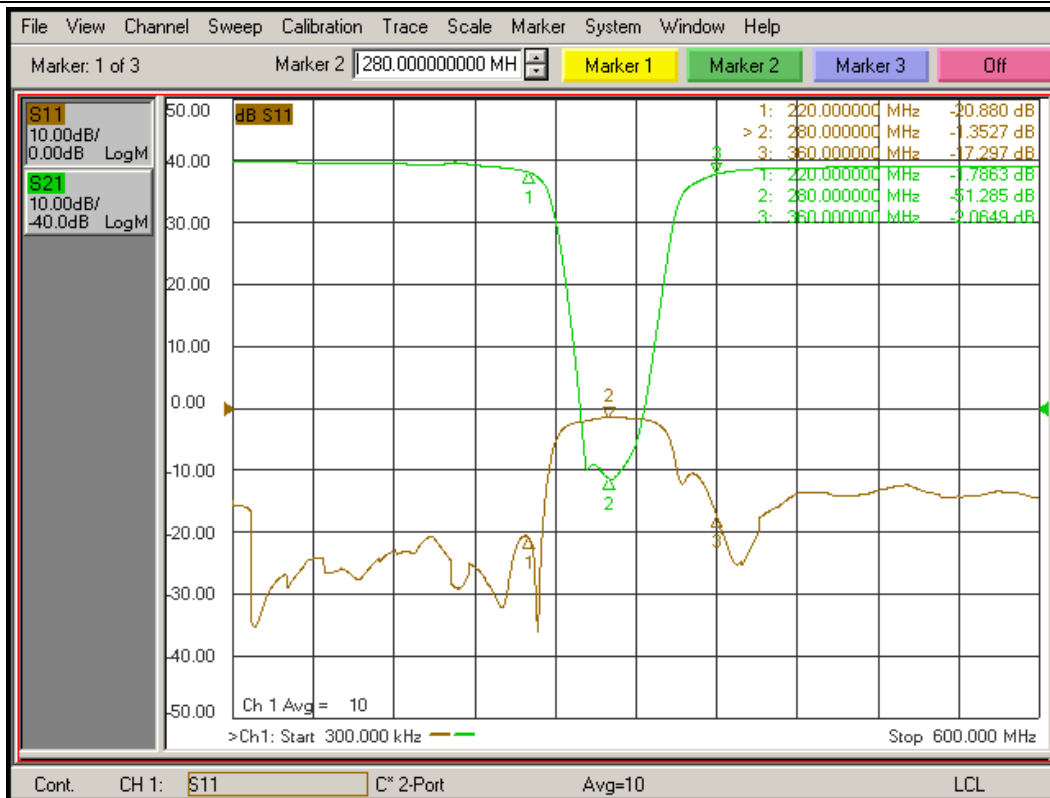
Electrical Specifications @ +25 °C, $Z_s = Z_L = 50 \Omega$

Parameter	Unit	Minimum	Typical	Maximum
Stop Band Frequency Range	MHz	255		310
Pass Band Frequency Range	MHz	DC		180
	MHz	400		1500
Insertion Loss @ DC-180MHz	dB		0.5	1.0
@ 400-1500MHz	dB		1.5	2.5
Rejection @ 280MHz	dB		50	
@ 262-295MHz	dB		45	
@ 255-310MHz	dB		35	
Maximum Input Power	W			0.5
Input/output impedance	Ω		50	
Group Delay (Pass Band)	ns		1.5	
VSWR				
Input VSWR			1.6:1	2.0:1
Output VSWR			1.6:1	2.0:1
Size (excluding SMA connectors)	inch	1.25" x 1.25" x 0.56"		
Weight	Oz	1.5		

Note: Input and output are interchangeable

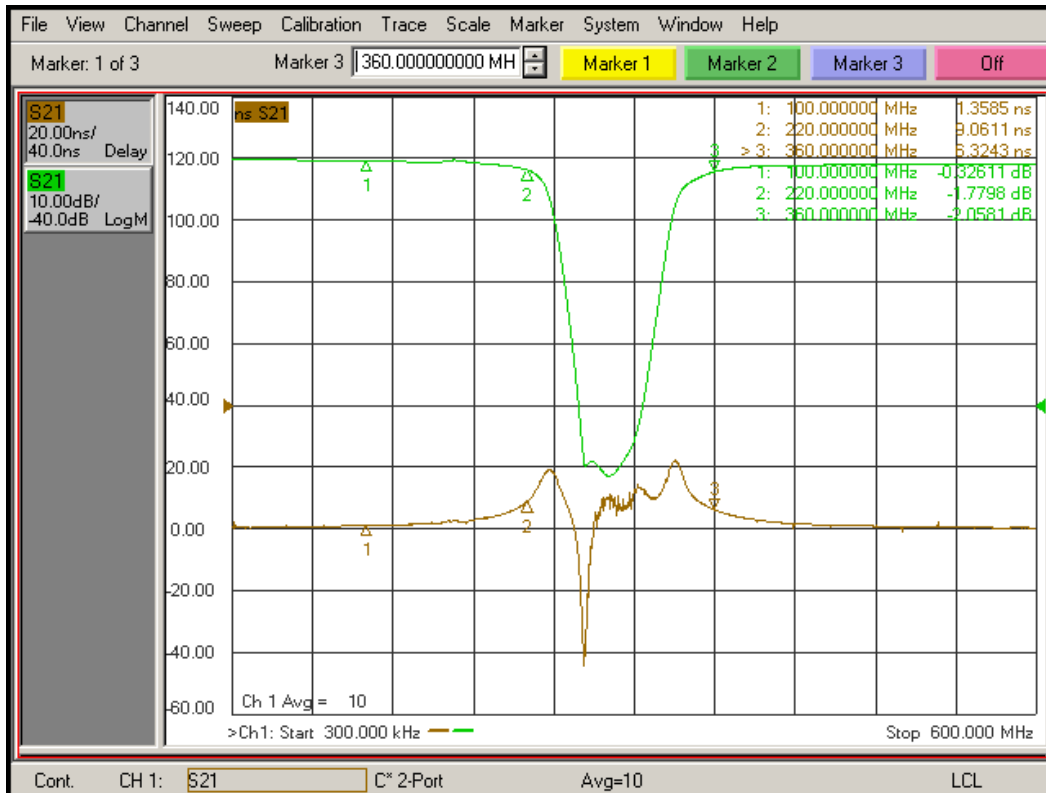
BSF Series

255-310MHz Band Stop Filter



BSF Series

255-310MHz Band Stop Filter



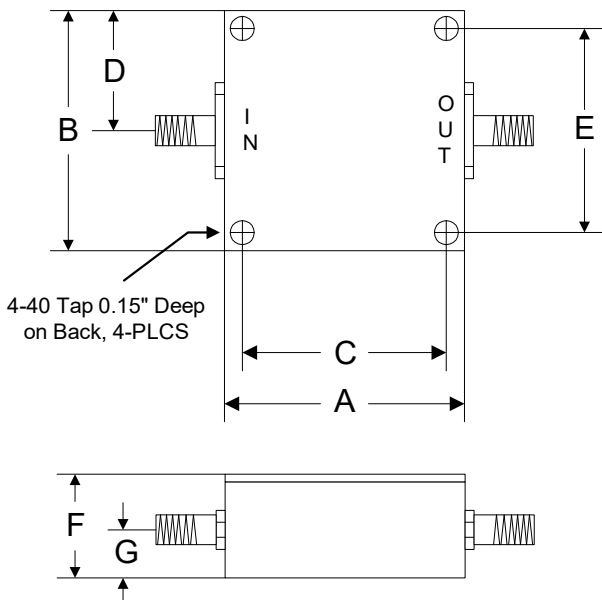
BSF Series

255-310MHz Band Stop Filter

Absolute Maximum Ratings

Parameter	Absolute Maximum
RF Input Power	+27dBm
Operating Temperature	-40 °C to +85 °C
Storage Temperature	-65 °C to +150 °C

Outline



	A	B	C	D	E	F	G
Inch	1.250	1.250	1.000	0.625	1.000	0.563	0.250
mm	31.75	31.75	25.40	15.88	25.40	14.29	6.35