

HPF Series

700-5000MHz High Pass Filter


Features

- Stop Band: DC - 500MHz
- Pass Band: 700 – 5000MHz
- Insertion Loss: 1dB @ 700MHz
- Input/Output Impedance: 50Ω
- Maximum Input Power: 0.5W
- SMA Connector

Description

HPF-700M is a 700-5000MHz High Pass Filter with DC-500MHz Rejection.

Picture



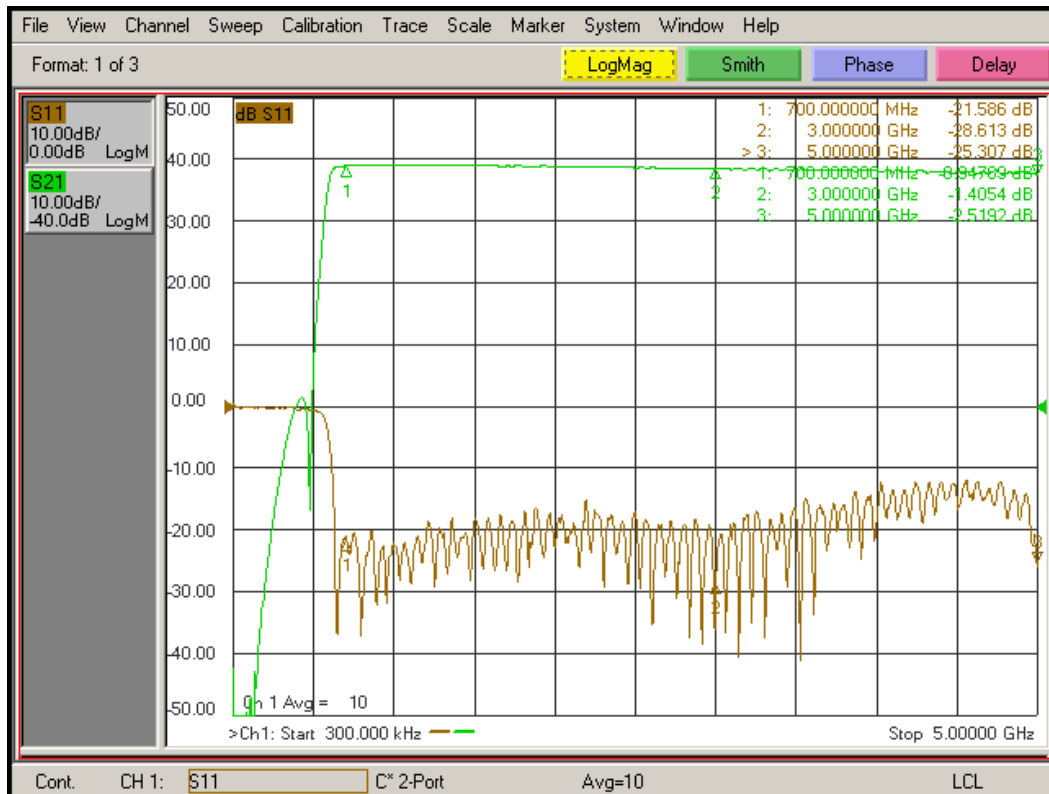
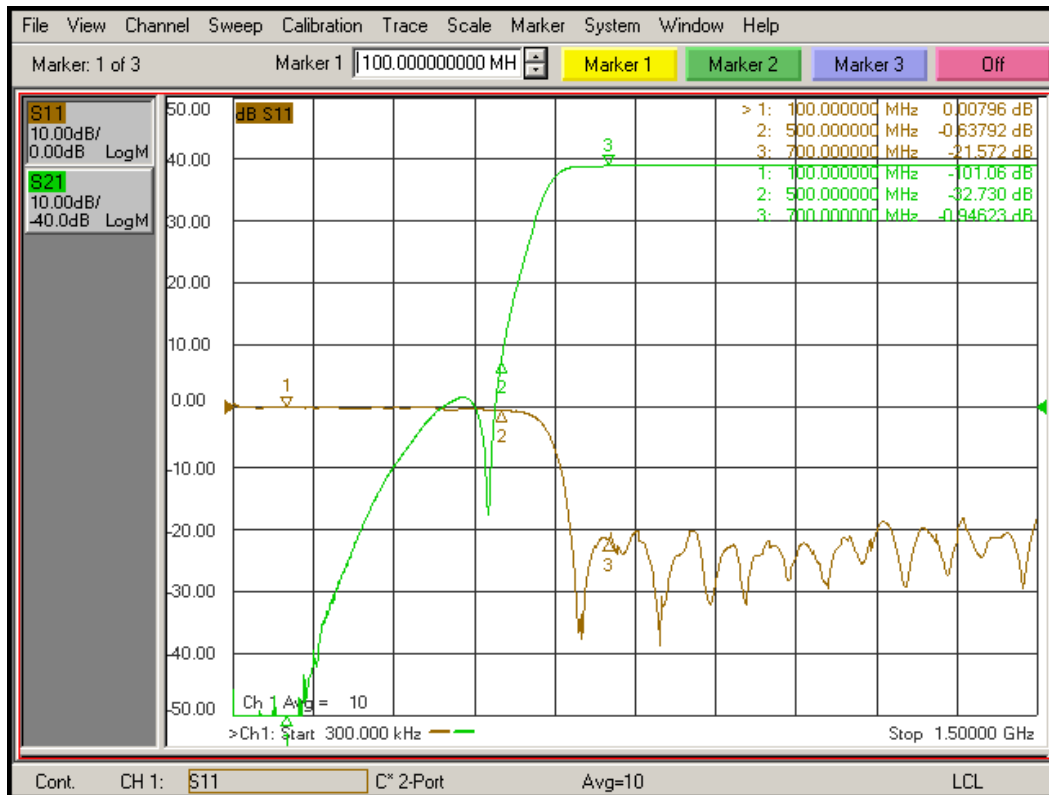
Electrical Specifications @ +25 °C, $Z_S = Z_L = 50 \Omega$

Parameter	Unit	Minimum	Typical	Maximum
Stop Band Frequency Range	MHz	DC		500
Pass Band Frequency Range	MHz	700		5000
Insertion Loss @ 700MHz	dB		1.0	2.0
@ 3000MHz	dB		1.5	2.5
@ 5000MHz	dB		2.5	3.5
Rejection @ DC-100MHz	dB		100	
@ 100-300MHz	dB		50	
@ 300-500MHz	dB		30	
Maximum Input Power	W			0.5
Input/output impedance	Ω		50	
Group Delay	ns		2.0	
Group Delay Ripple	ns		± 0.8	
VSWR Input VSWR			1.5:1	2.0:1
Output VSWR			1.5:1	2.0:1
Size (excluding SMA connectors)	inch	1.25" x 1.25" x 0.56"		
Weight	Oz	1.5		

Note: Input and output are interchangeable

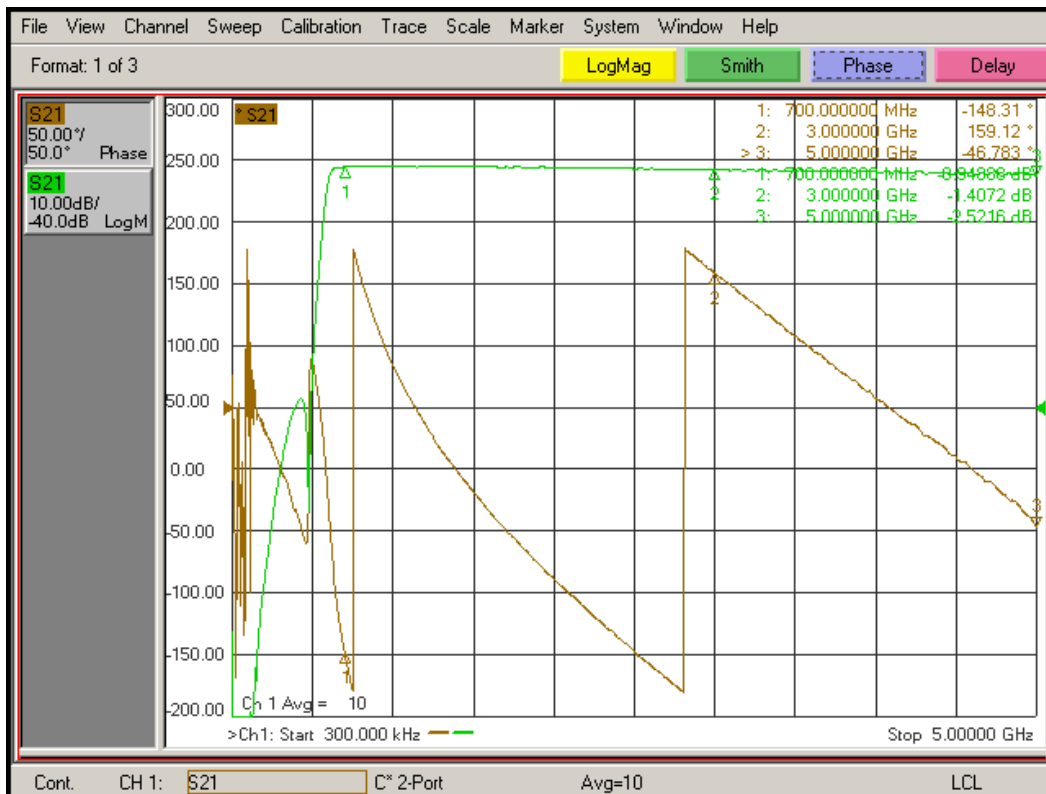
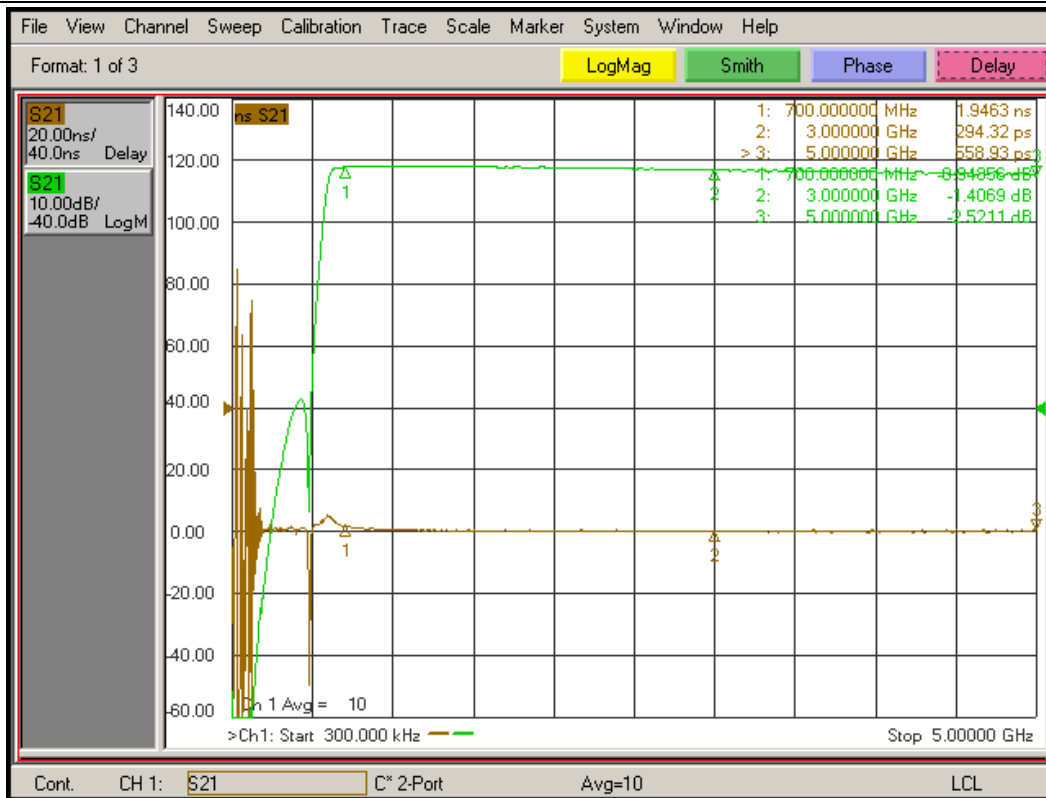
HPF Series

700-5000MHz High Pass Filter



HPF Series

700-5000MHz High Pass Filter



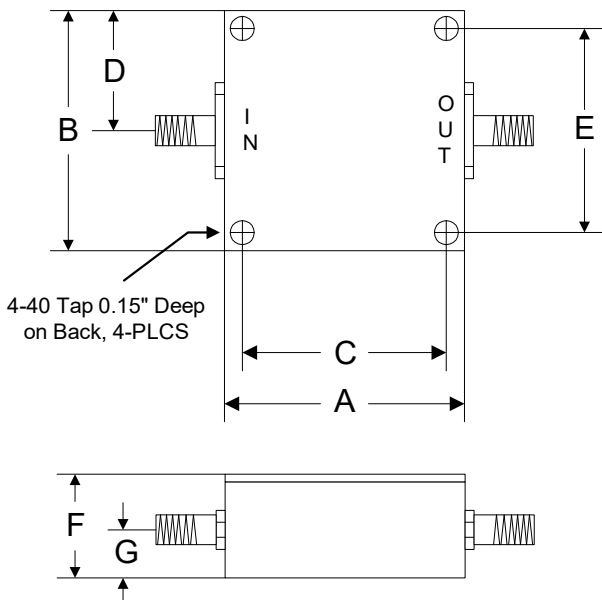
HPF Series

700-5000MHz High Pass Filter

Absolute Maximum Ratings

Parameter	Absolute Maximum
RF Input Power	+27dBm
Operating Temperature	-40 °C to +85 °C
Storage Temperature	-65 °C to +150 °C

Outline



	A	B	C	D	E	F	G
Inch	1.250	1.250	1.000	0.625	1.000	0.563	0.250
mm	31.75	31.75	25.40	15.88	25.40	14.29	6.35