

BPF Series

130-150MHz Band Pass Filter


Features

- Center Frequency: 140MHz
- Pass Band: 130 – 150MHz
- Insertion Loss: 2.5dB
- Input/Output Impedance: 50Ω
- Maximum Input Power: 0.3W
- Linear Phase
- SMA Connector

Description

BPF-140M is a 130 - 150MHz Band Pass Filter for 140MHz application.

Picture



Electrical Specifications @ +25 °C, $Z_S = Z_L = 50 \Omega$

Parameter	Unit	Minimum	Typical	Maximum
Frequency Range	MHz	130		150
Center Frequency	MHz		140	
Insertion Loss	dB		2.5	3.5
Rejection at 100MHz	dB		29	
Rejection at 180MHz	dB		31	
Maximum Input Power	W			0.3
Input/output impedance	Ω		50	
Group Delay	ns		18	
Group Delay Ripple	ns		± 6	
VSWR				
Input VSWR			1.35:1	1.7:1
Output VSWR			1.35:1	1.7:1
Size (excluding SMA connectors)	inch	1.25" x 1.25" x 0.56"		
Weight	Oz	1.5		

Note: Input and output are interchangeable

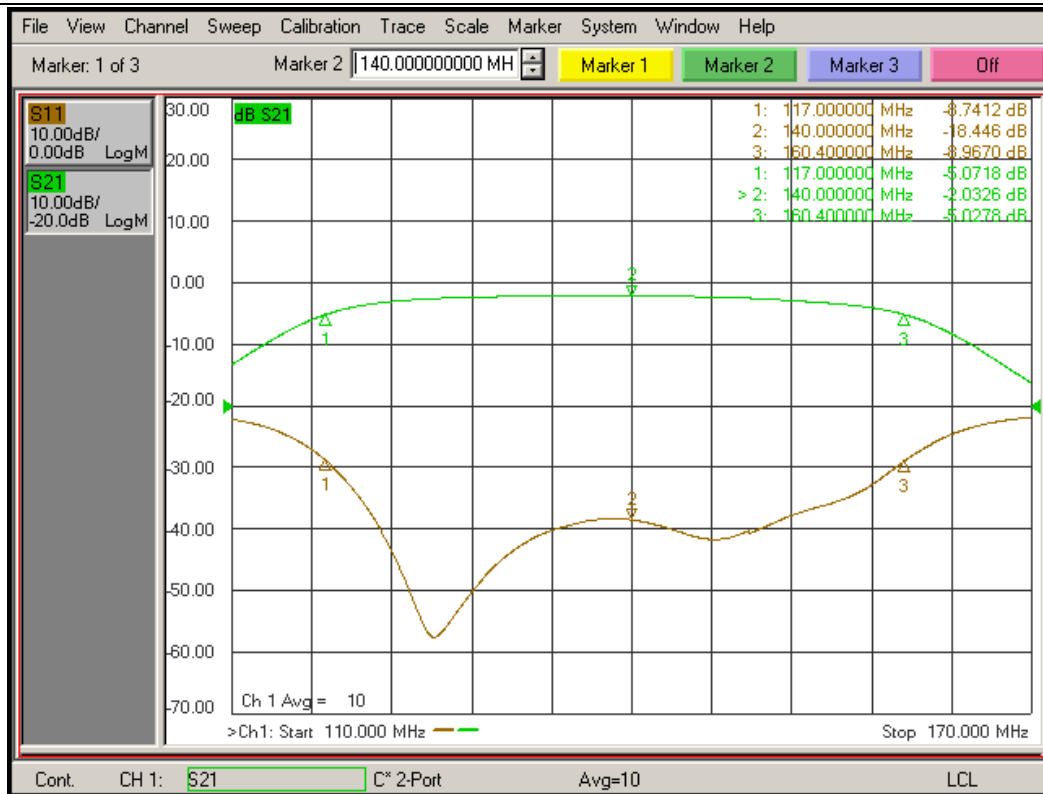
BPF Series

130-150MHz Band Pass Filter



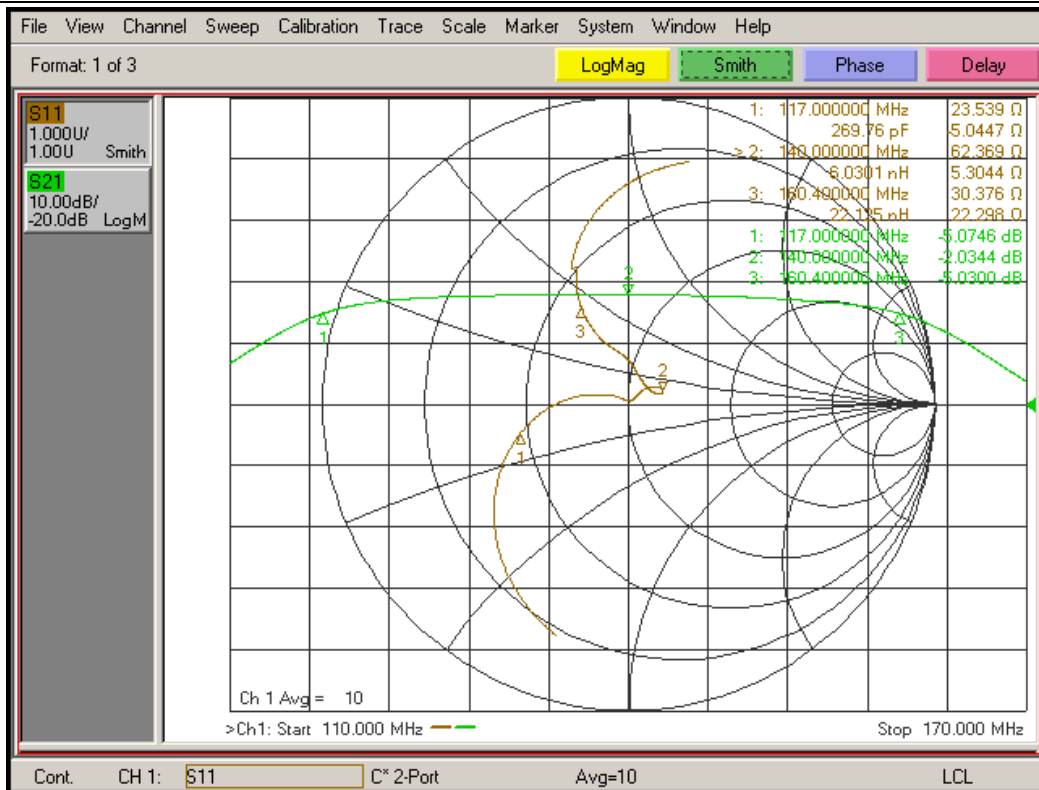
BPF Series

130-150MHz Band Pass Filter



BPF Series

130-150MHz Band Pass Filter



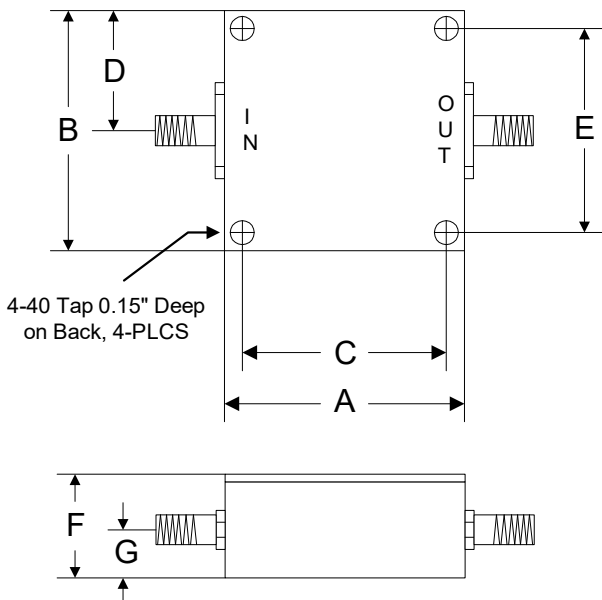
BPF Series

130-150MHz Band Pass Filter

Absolute Maximum Ratings

Parameter	Absolute Maximum
RF Input Power	+24dBm
Operating Temperature	-40 °C to +85 °C
Storage Temperature	-65 °C to +150 °C

Outline



	A	B	C	D	E	F	G
Inch	1.250	1.250	1.000	0.625	1.000	0.563	0.250
mm	31.75	31.75	25.40	15.88	25.40	14.29	6.35