


LPA Series

1000 – 6000MHz RF Amplifier

Features

- Frequency Range:1000–6000MHz
- Gain: 23dB
- P_{1dB}: +15dBm
- IP3: +27dBm
- Noise Figure: 7dB
- DC Power: 12V@105mA
- Internally Voltage Regulated
- SMA-Female Connector

Photo



Description

LPA-6-23 is a 23dB gain RF Amplifier, with standard frequency range of 1000MHz to 6000MHz.

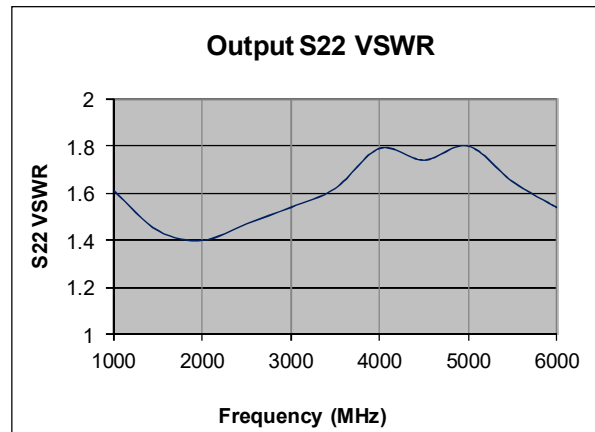
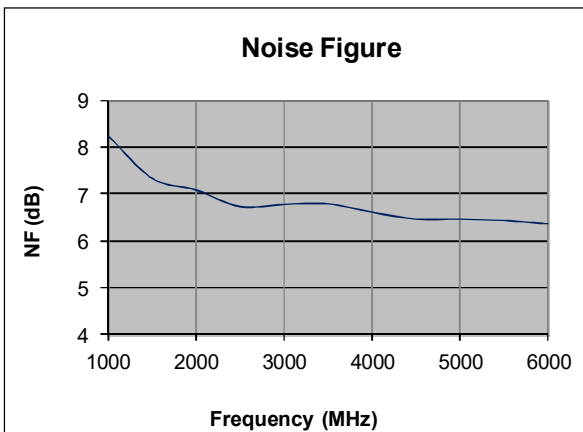
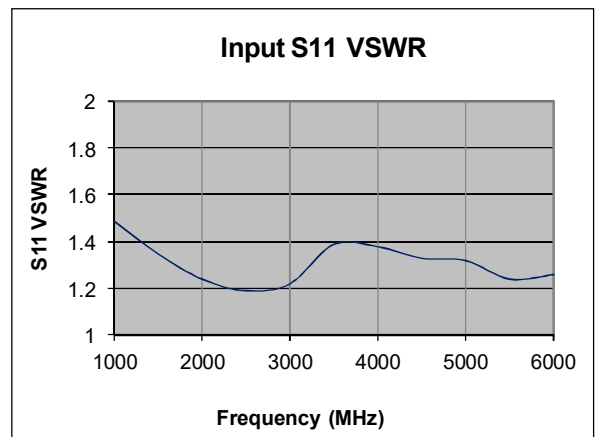
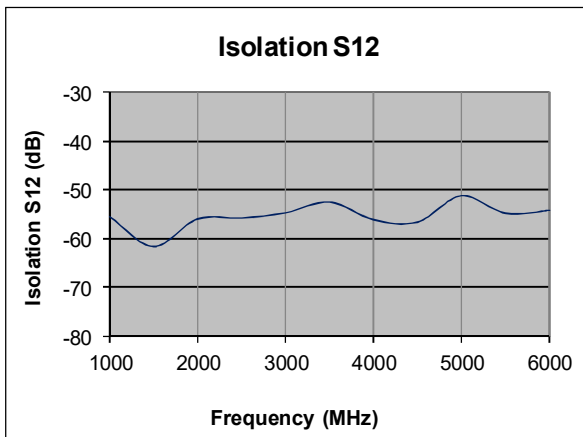
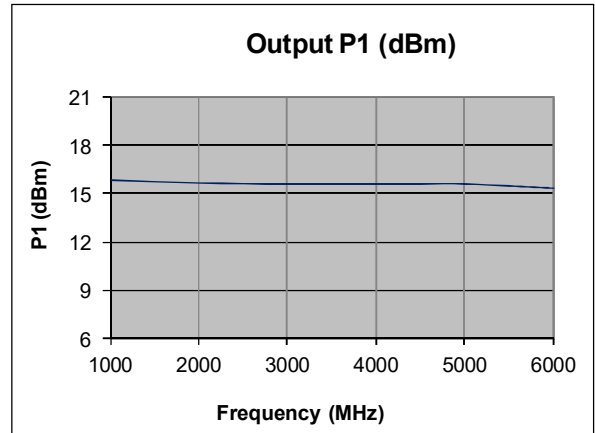
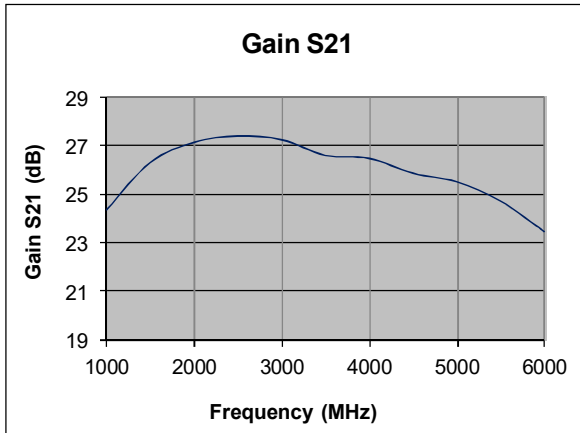
Electrical Specifications @+25°C, Z_{in}=Z_{out}=50 Ω, V_{supply} = +12VDC

Parameter	Unit	Minimum	Typical	Maximum
Frequency Range	MHz	1000		6000
Gain (S21) f=1000MHz	dB		24.5	
f=2000MHz	dB		27.0	
f=3000MHz	dB		27.0	
f=4000MHz	dB		26.5	
f=5000MHz	dB		25.5	
f=6000MHz	dB		23.5	
Gain Flatness	dB		±2.0	
Output Power P _{1dB}	dBm		+15	
Output IP3	dBm		+27	
Noise Figure	dB		7	
Reverse Isolation (S12)	dB		-50	
VSWR-Input (S11)	ratio:1		1.4:1	
VSWR-Output (S22)	ratio:1		1.6:1	
DC Power Supply - voltage	V	12	15	24
DC Power Supply - current	mA		105	

LPA Series

1000 – 6000MHz RF Amplifier

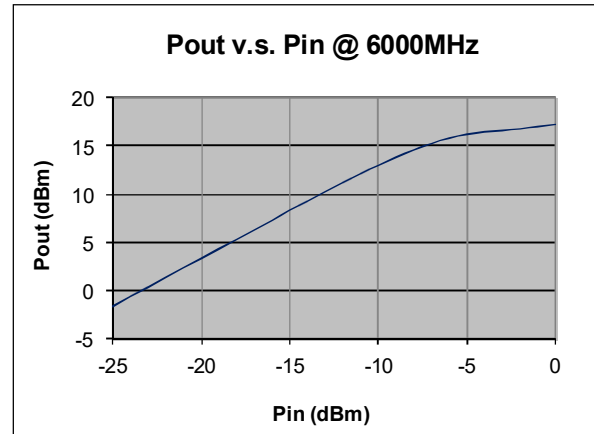
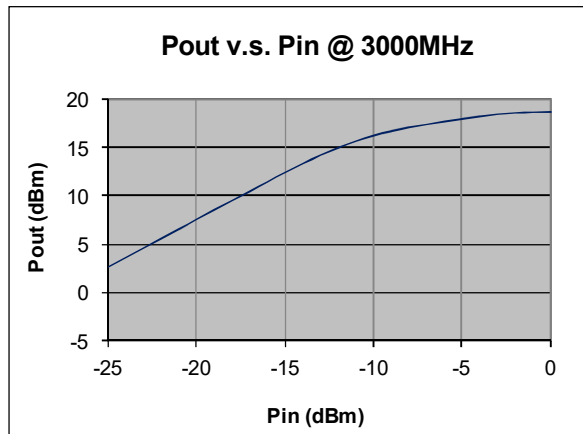
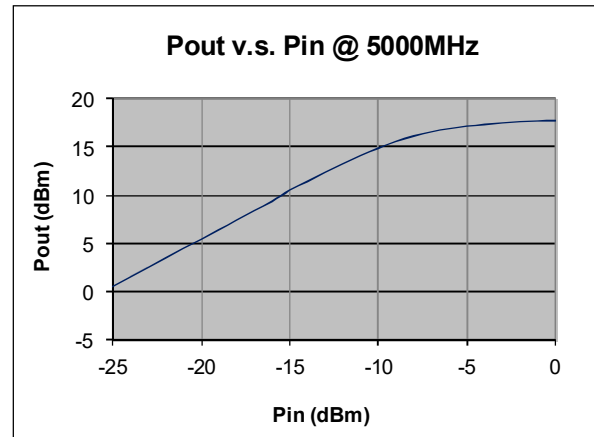
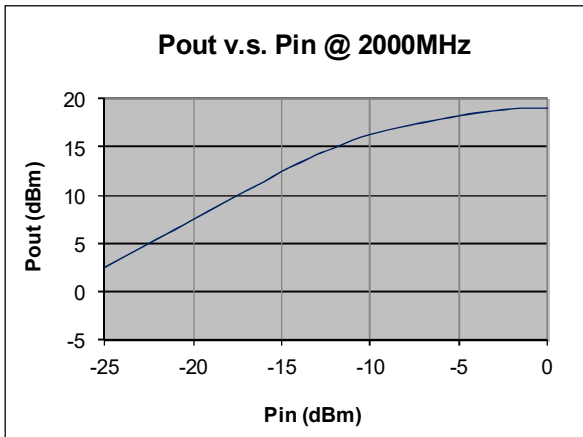
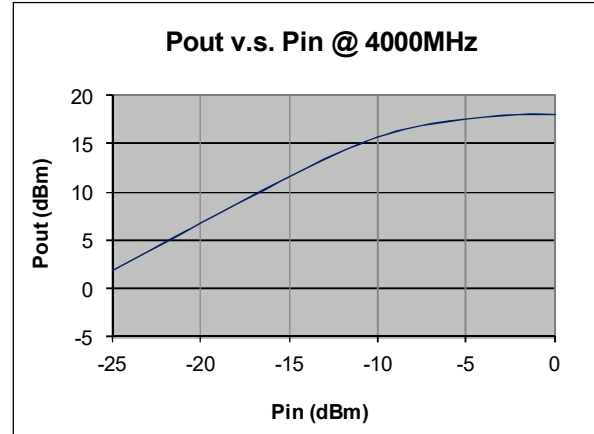
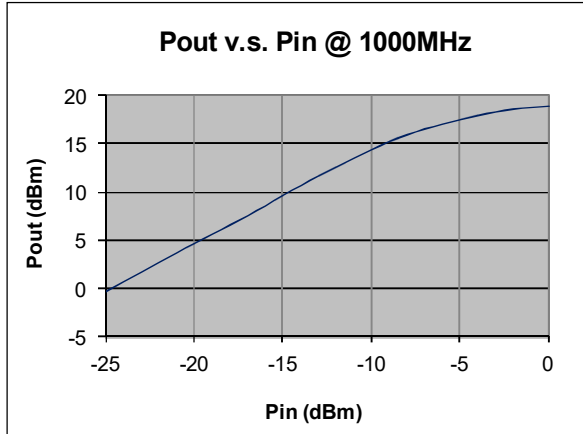
Typical Performance @ +25 °C



LPA Series

1000 – 6000MHz RF Amplifier

Typical Performance @ +25 °C



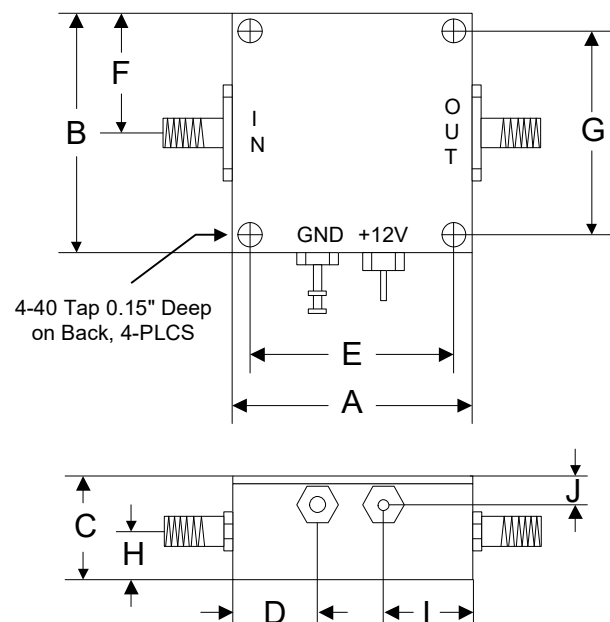
LPA Series

1000 – 6000MHz RF Amplifier

Absolute Maximum Ratings

Parameter	Absolute Maximum
RF Input Power	+15dBm
Supply Voltage	+25V
Operating Temperature	-40 °C to +85 °C
Storage Temperature	-55 °C to +125 °C

Outline



	A	B	C	D	E	F	G	H	I	J
Inch	1.250	1.250	0.563	0.450	1.000	0.625	1.000	0.250	0.500	0.187
mm	31.75	31.75	14.29	11.43	25.40	15.88	25.40	6.35	12.70	4.76