

LNA Series

700 – 2700MHz Low Noise Amplifier

Features

- Frequency Range:700 - 2700MHz
- Gain: 35dB
- P_{1dB}: +25dBm
- IP3: +38.5dBm
- Noise Figure: 0.6dB
- DC Power: 12V/230mA
- Internal Voltage Regulated
- Reverse DC Protection
- SMA Connector

Picture



Description

LNA-2035 is a high dynamic range Low Noise Amplifier operates in frequency range from 700MHz to 2700MHz.

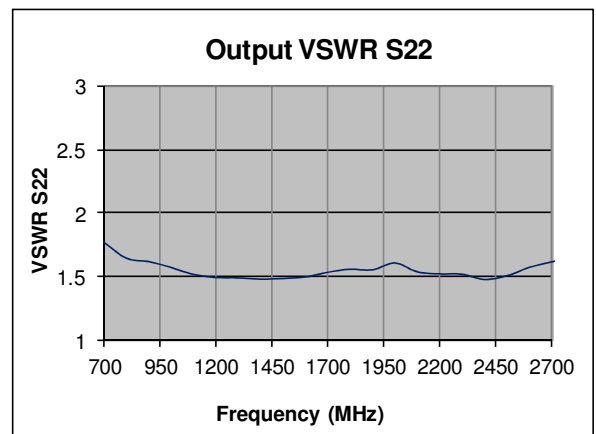
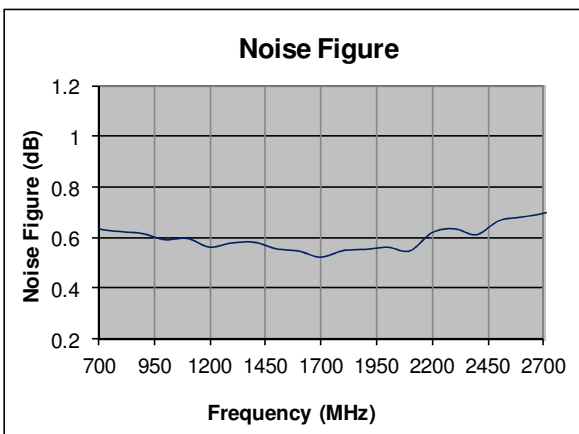
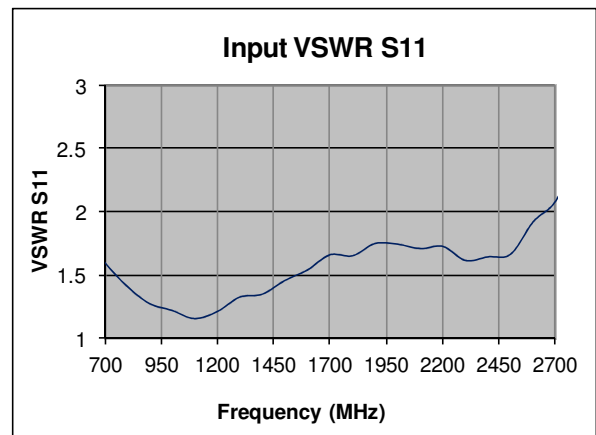
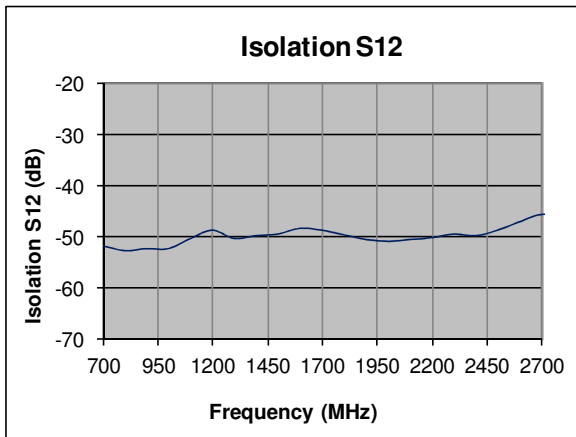
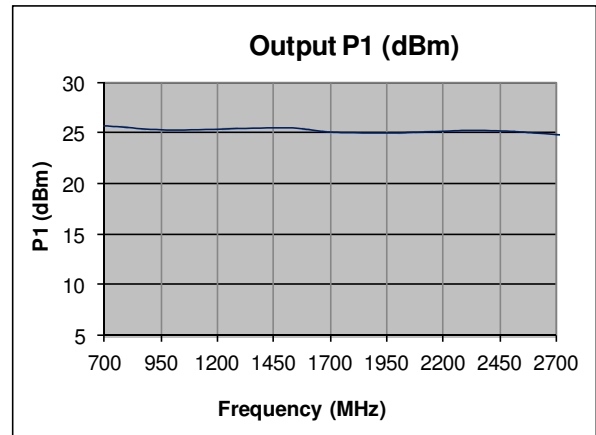
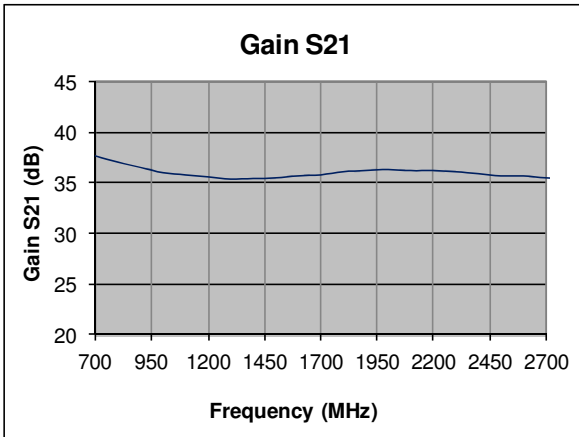
Electrical Specifications @ +25 °C, Z_{in} = Z_{out} = 50 Ω, V_{supply} = 12V

Parameter	Unit	Minimum	Typical	Maximum
Frequency Range	MHz	700		2700
Gain S ₂₁ f = 700MHz	dB		37.5	
f = 1000MHz	dB		36.0	
f = 1700MHz	dB		35.8	
f = 2300MHz	dB		36.0	
f = 2700MHz	dB		35.5	
Gain Flatness	dB		± 1.1	
P _{1dB}	dBm		+25	
IP3	dBm		+38.5	
Noise Figure	dB		0.6	
Reverse Isolation S ₁₂	dB		-50	
VSWR Input VSWR S ₁₁			1.7:1	
Output VSWR S ₂₂			1.6:1	
DC Power Supply	V		12	15
Supply Current	mA		230	

LNA Series

700 – 2700MHz Low Noise Amplifier

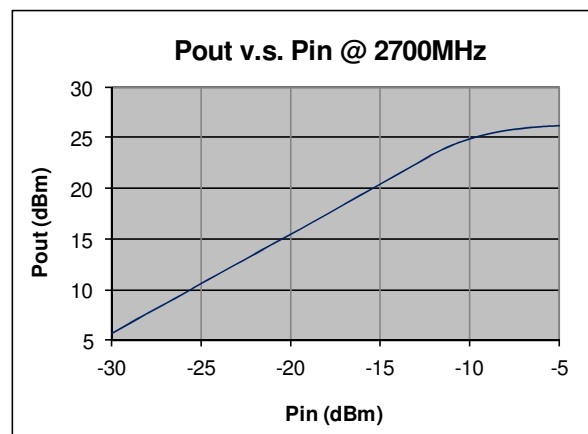
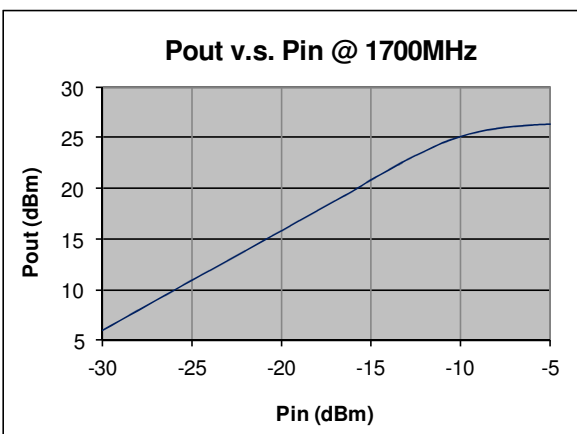
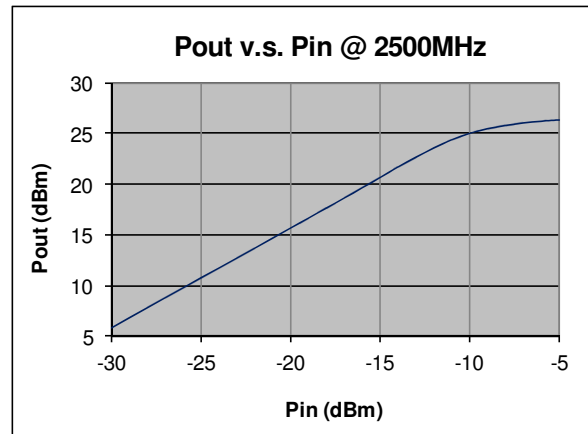
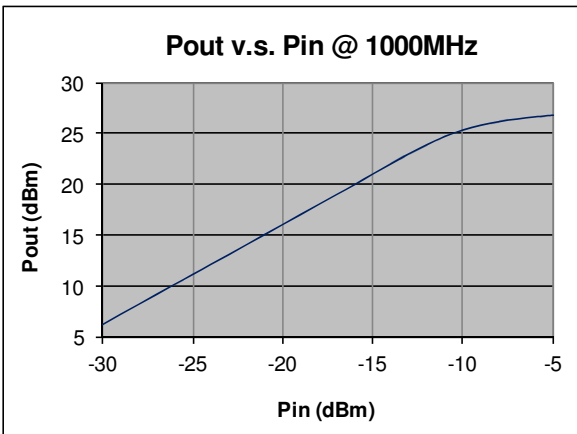
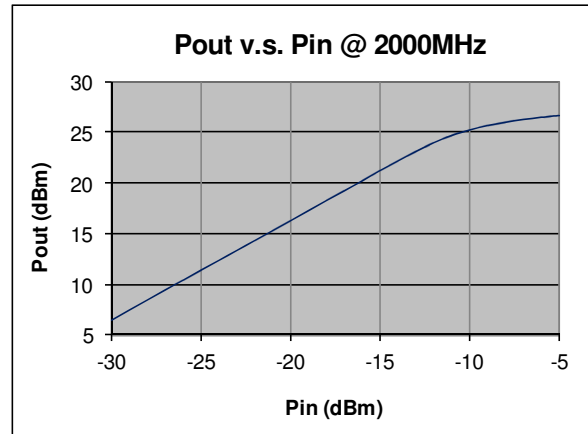
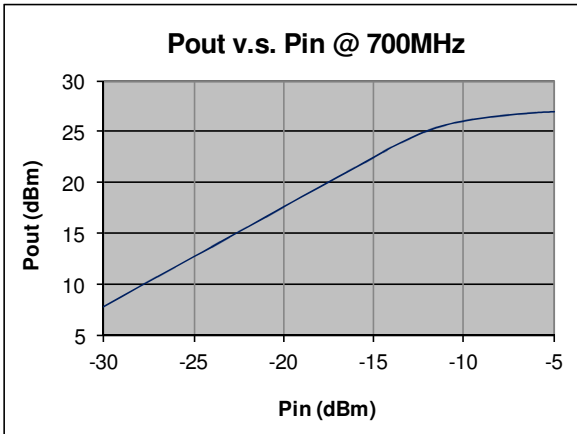
Typical Performance @ +25 °C



LNA Series

700 – 2700MHz Low Noise Amplifier

Typical Performance @ +25 °C



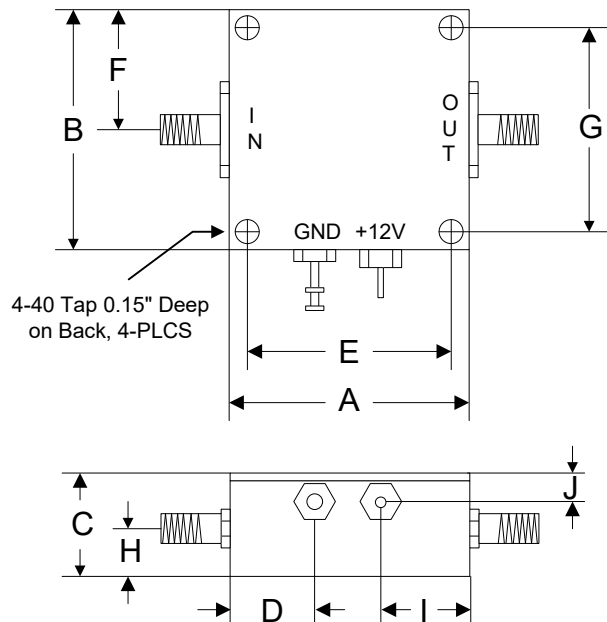
LNA Series

700 – 2700MHz Low Noise Amplifier

Absolute Maximum Ratings

Parameter	Absolute Maximum
RF Input Power	+27dBm
Supply Voltage	+25V
Operating Temperature	-40 °C to +85 °C
Storage Temperature	-55 °C to +125 °C

Outline



	A	B	C	D	E	F	G	H	I	J
Inch	1.250	1.250	0.563	0.450	1.000	0.625	1.000	0.250	0.500	0.187
mm	31.75	31.75	14.29	11.43	25.40	15.88	25.40	6.35	12.70	4.76

WARNING: MUST USE HEAT SINK IF CASE TEMPERATURE EXCEEDS 50 °C