

LPA Series

100 – 2100MHz RF Amplifier


Features

- Frequency Range:100 – 2100MHz
- Gain: 30dB
- P_{1dB}: +18dBm
- IP3: +32dBm
- Noise Figure: 4.2dB
- Reverse Voltage Protection
- DC Power: 12V@130mA
- SMA-Female Connector

Description

LPA-2-30 is a wideband flat response RF Amplifier, with standard frequency range of 100MHz to 2100MHz.

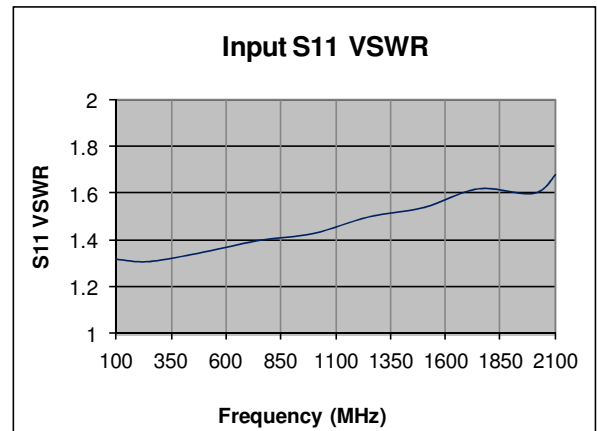
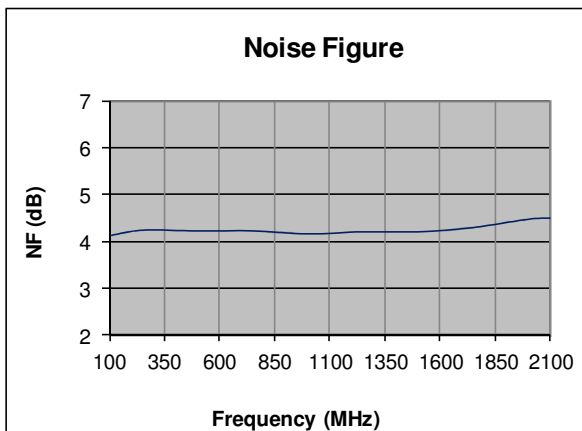
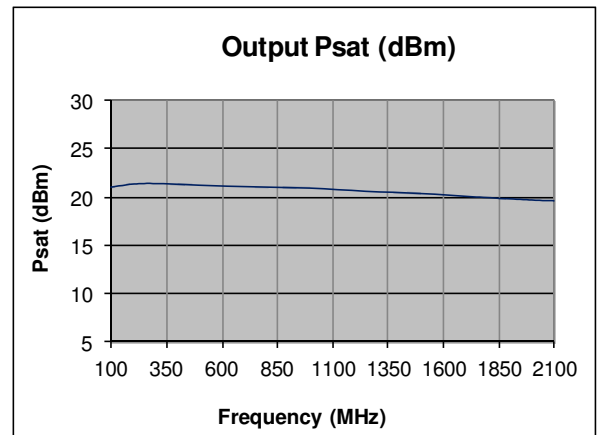
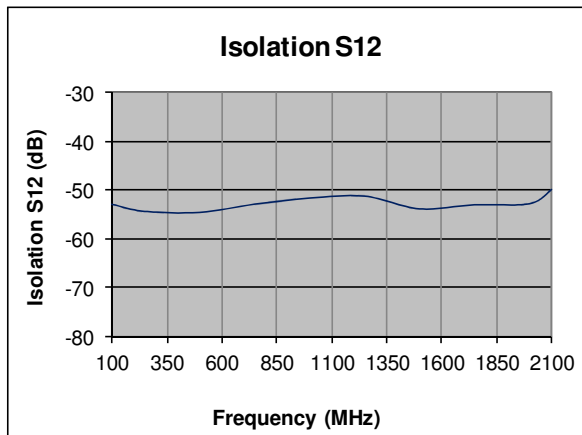
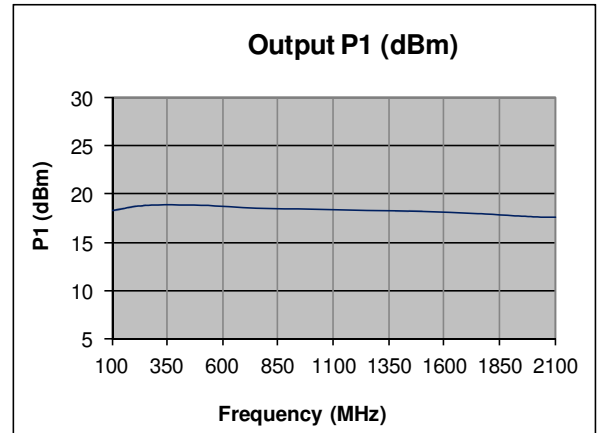
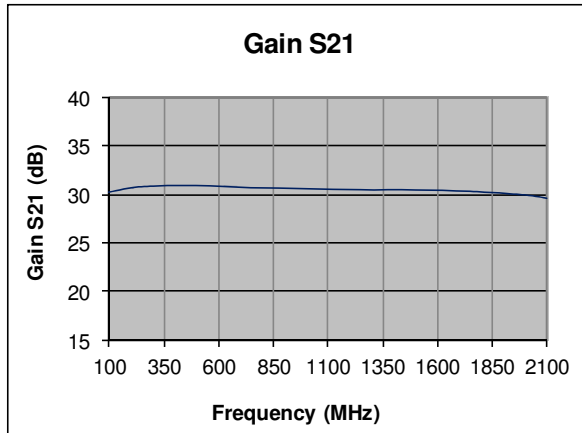
Photo



Electrical Specifications @+25°C, Z_{in}=Z_{out}=50 Ω, V_{supply} = +12VDC

Parameter	Unit	Minimum	Typical	Maximum
Frequency Range	MHz	100		2100
Gain (S21)				
f=100MHz	dB		30.2	
f=250MHz	dB		30.7	
f=500MHz	dB		30.9	
f=1000MHz	dB		30.5	
f=1500MHz	dB		30.5	
f=2000MHz	dB		30.0	
Gain Flatness	dB		±0.5	±1.0
Output Power P _{1dB}	dBm		+18	
Output IP3	dBm		+32	
Noise Figure	dB		4.2	
Reverse Isolation (S12)	dB		-50	
VSWR-Input (S11)	ratio:1		1.5:1	
VSWR-Output (S22)	ratio:1		1.2:1	
DC Power Supply - voltage	V	10	12	15
DC Power Supply - current	mA		130	

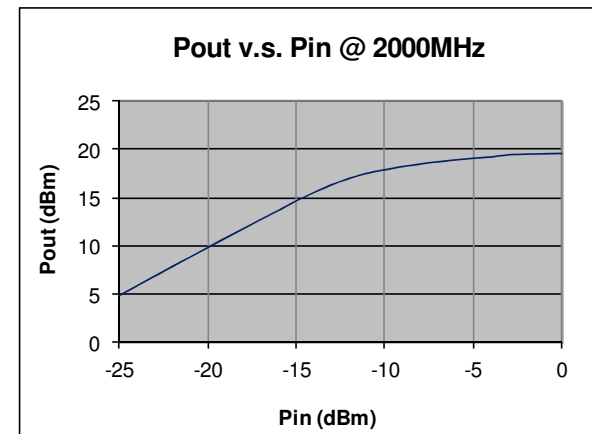
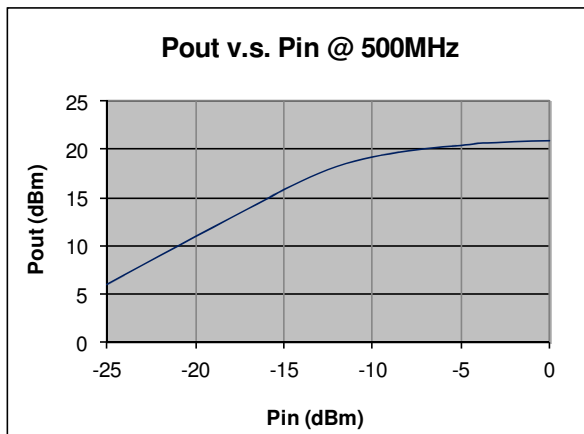
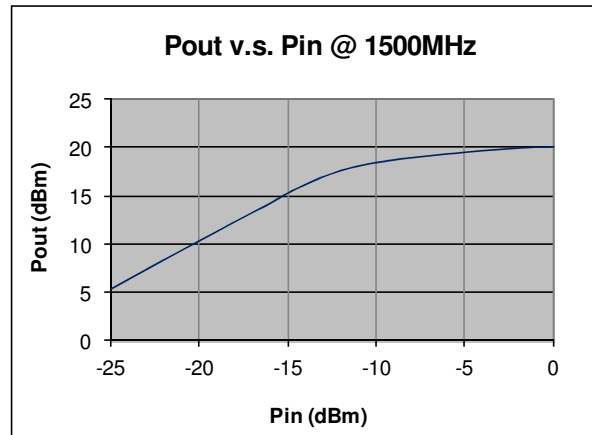
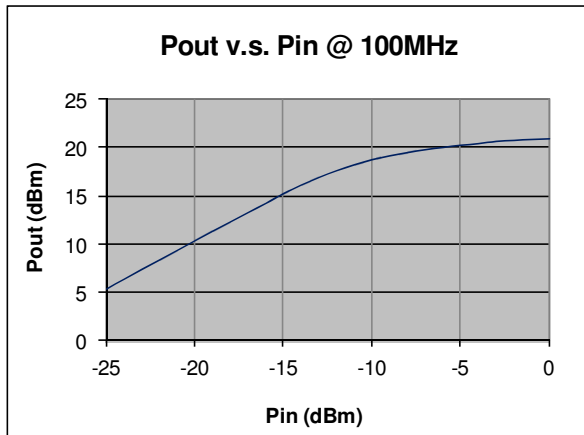
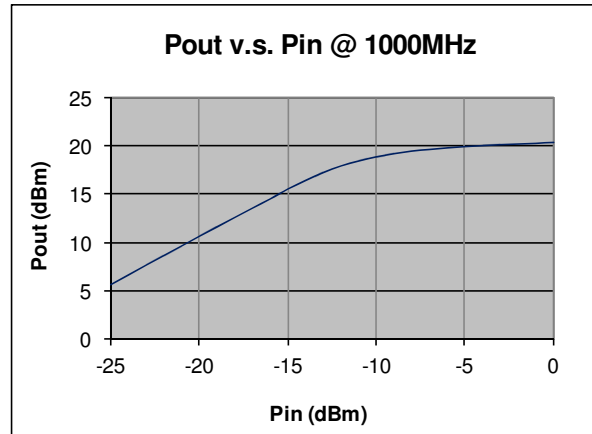
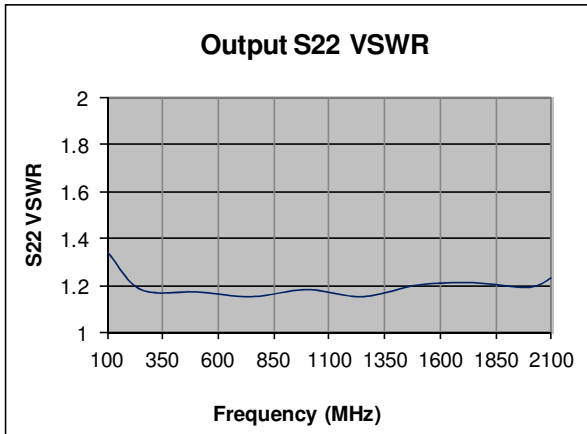
Typical Performance @ +25 °C



LPA Series

100 – 2100MHz RF Amplifier

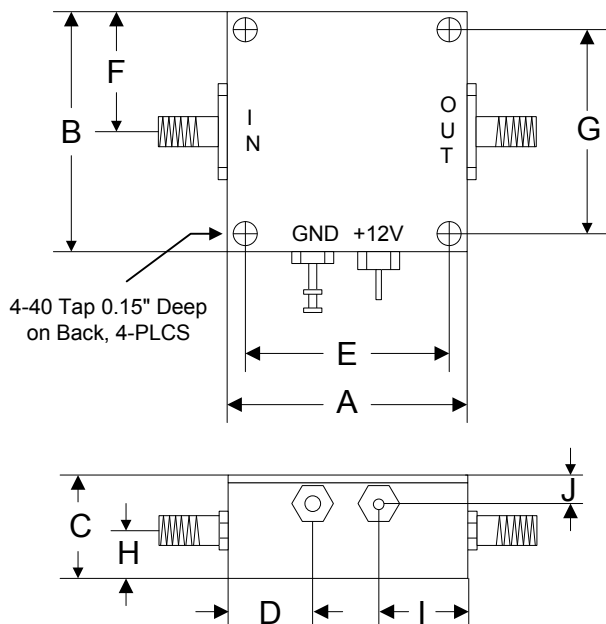
Typical Performance @ +25 °C



Absolute Maximum Ratings

Parameter	Absolute Maximum
RF Input Power	+15dBm
Supply Voltage (Survival)	+25V
Operating Temperature	-40 °C to +85 °C
Storage Temperature	-55 °C to +125 °C

Outline



	A	B	C	D	E	F	G	H	I	J
Inch	1.250	1.250	0.563	0.450	1.000	0.625	1.000	0.250	0.500	0.187
mm	31.75	31.75	14.29	11.43	25.40	15.88	25.40	6.35	12.70	4.76