


BPF Series

892-918MHz Band Pass Filter

Features

- Center Frequency: 905MHz
- Bandwidth: 26MHz
- Insertion Loss: 2dB
- Input/Output Impedance: 50Ω
- Maximum Input Power: +20dBm
- SAW Technology
- SMA Connector

Picture



Description

BPF-905S is a 892-918MHz SAW Band Pass Filter for 900MHz ISM Band application.

Electrical Specifications @ +25 °C, $Z_S = Z_L = 50 \Omega$

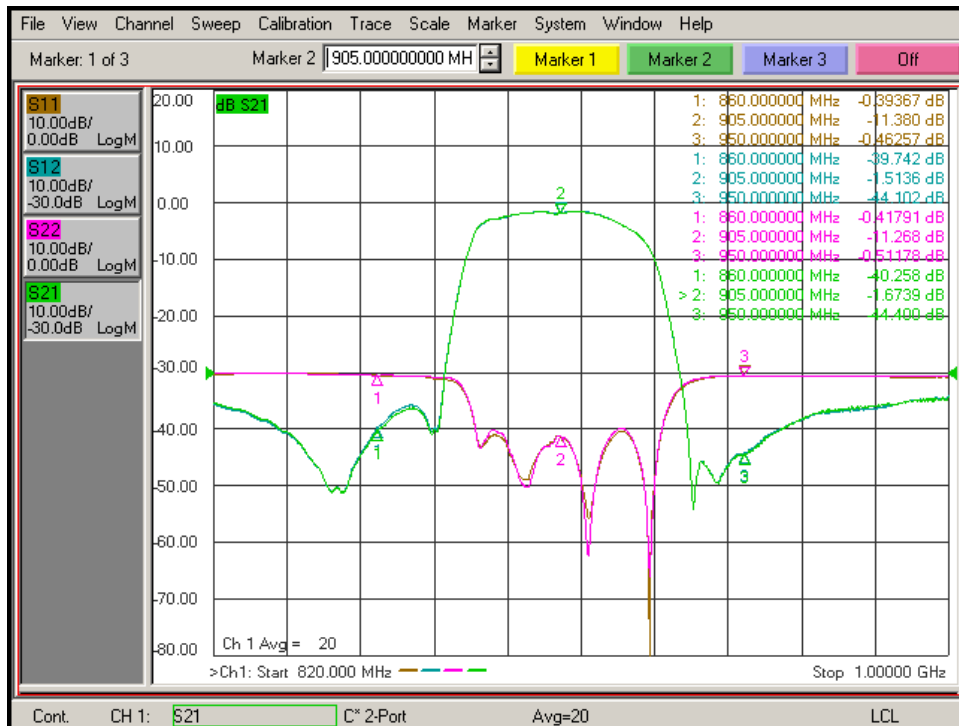
Parameter	Unit	Minimum	Typical	Maximum
Frequency Range	MHz	892		918
Center Frequency	MHz		905	
Insertion Loss	dB		2.0	3.0
Rejection at 860MHz	dB		35	
Rejection at 950MHz	dB		35	
Maximum Input Power	dBm			+20
Maximum Input DC Voltage	V			0
Input/output impedance	Ω		50	
Group Delay	ns		22	
Group Delay Ripple	ns		±5	
VSWR	Input VSWR Output VSWR		1:1.8 1:1.8	
Size (excluding SMA connectors)	inch	1.25" x 1.25" x 0.56"		
Weight	oz	1.5		

Note: Input and output ports are interchangeable

BPF Series

892-918MHz Band Pass Filter

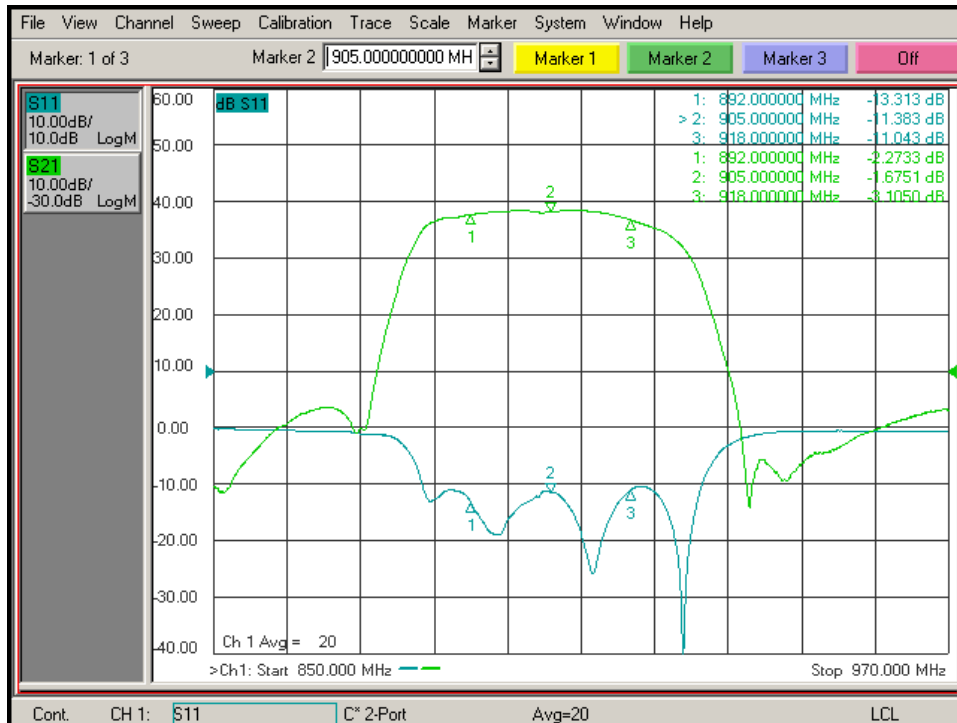
Insertion Loss and Rejection:



BPF Series

892-918MHz Band Pass Filter

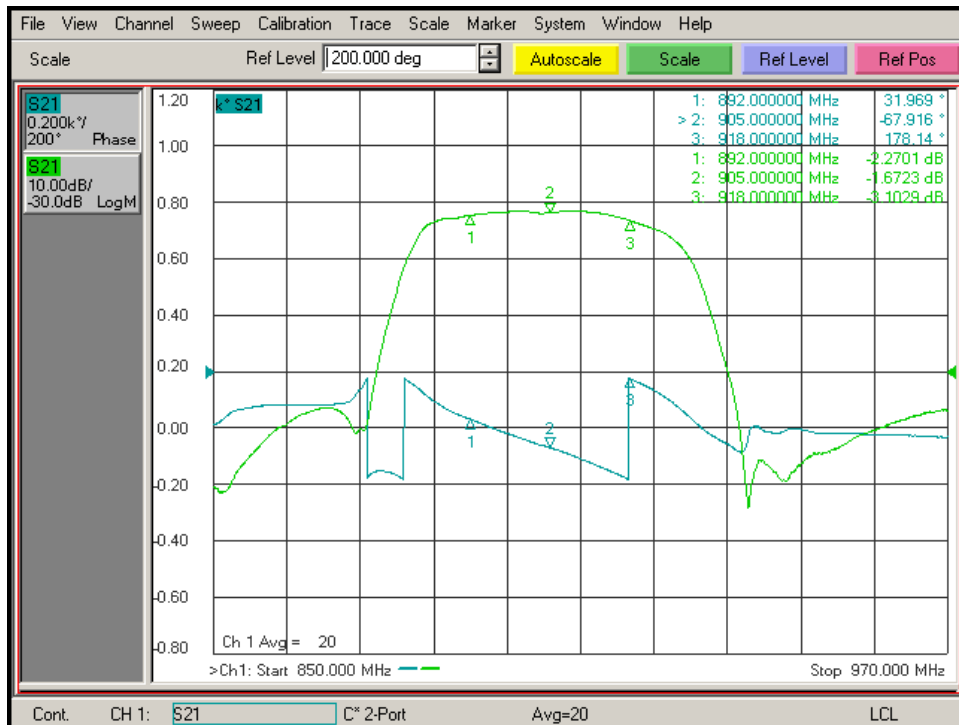
Insertion Loss and Rejection:



BPF Series

892-918MHz Band Pass Filter

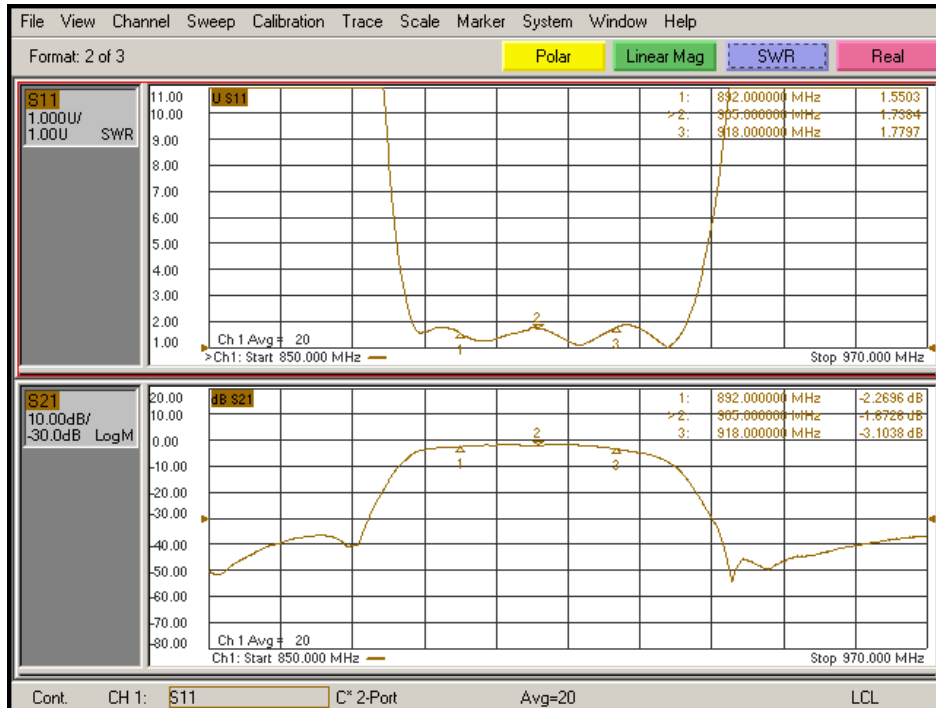
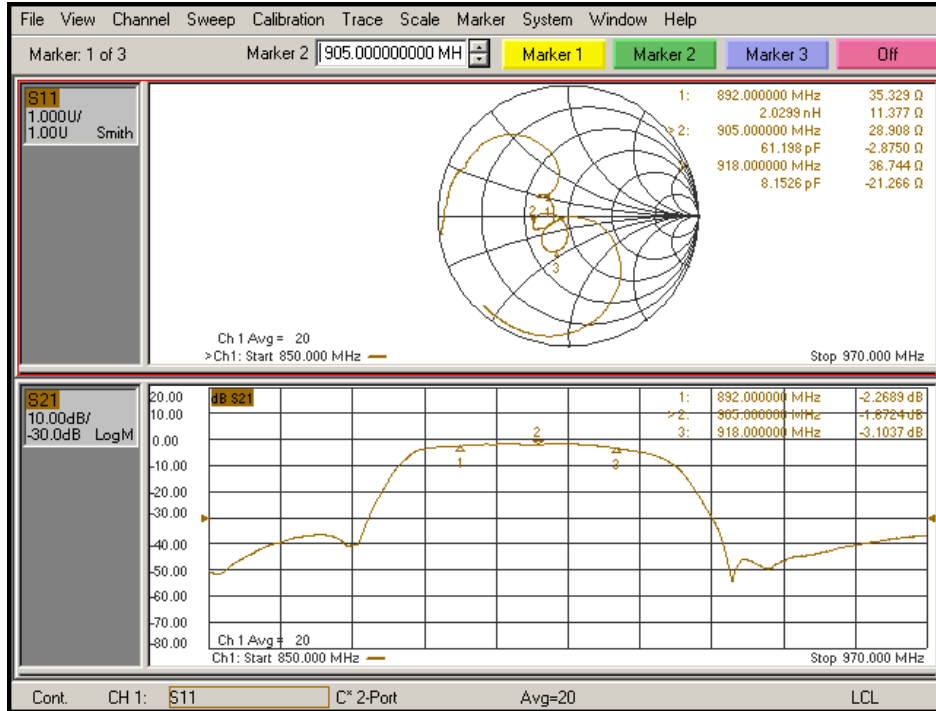
Delay and Phase:



BPF Series

892-918MHz Band Pass Filter

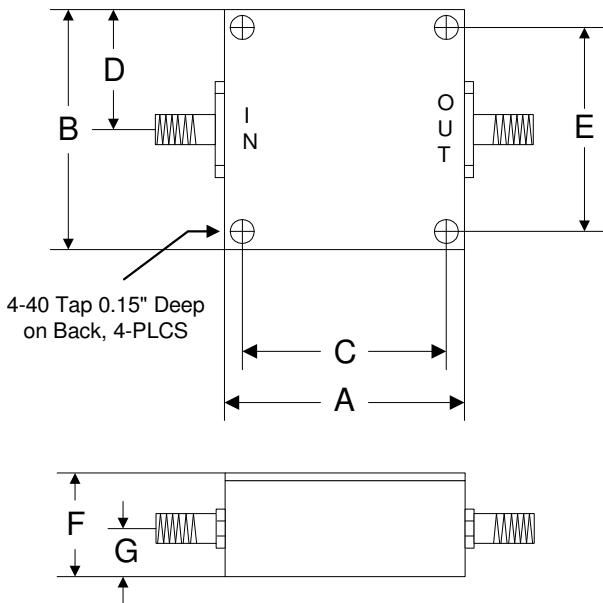
Smith Chart and VSWR:



Absolute Maximum Ratings

Parameter	Absolute Maximum
RF Input Power	+20dBm
DC Input Voltage	0V
Operating Temperature	-30 °C to +85 °C
Storage Temperature	-40 °C to +100 °C

Outline



	A	B	C	D	E	F	G
Inch	1.250	1.250	1.000	0.625	1.000	0.563	0.250
mm	31.75	31.75	25.40	15.88	25.40	14.29	6.35