


BPF Series

45MHz Band Pass Filter

Features

- Center Frequency: 45MHz
- Bandwidth: ± 5 KHz
- Insertion Loss: 12dB
- Input/Output Impedance: 50Ω
- Maximum Input Power: +20dBm
- Crystal Technology
- SMA Connector

Picture



Description

BPF-45X is a 10KHz bandwidth Crystal Band Pass Filter for 45MHz receiver IF application.

Electrical Specifications @ +25 °C, $Z_S = Z_L = 50 \Omega$

Parameter	Unit	Minimum	Typical	Maximum
Center Frequency	MHz		45	
3-dB Bandwidth	KHz		10	
Insertion Loss	dB		12	13
Rejection at F_0-40 KHz	dB		40	
Rejection at F_0+40 KHz	dB		30	
Maximum Input Power	dBm			+20
Maximum Input DC Voltage	V			0
Input/output impedance	Ω		50	
Group Delay	μ S		10	
Group Delay Ripple	μ S		± 20	
VSWR				
Input VSWR			1:5	
Output VSWR			1:5	
Size (excluding SMA connectors)	inch	1.25" x 1.25" x 0.56"		
Weight	oz	1.5		

Note: Input and output ports are interchangeable

BPF Series

45MHz Band Pass Filter

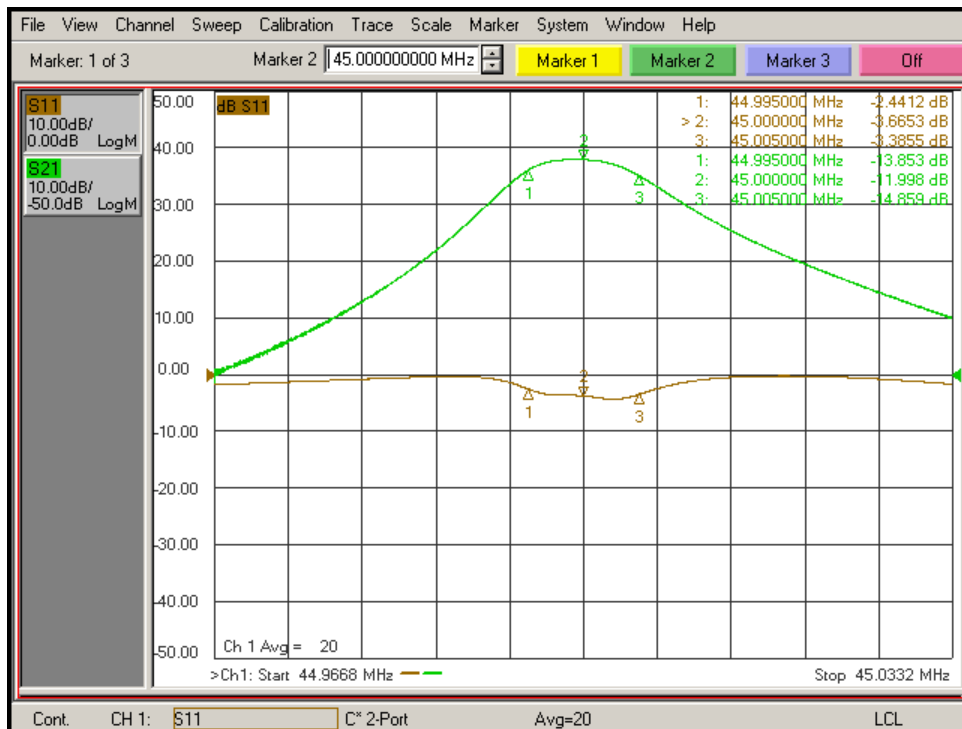
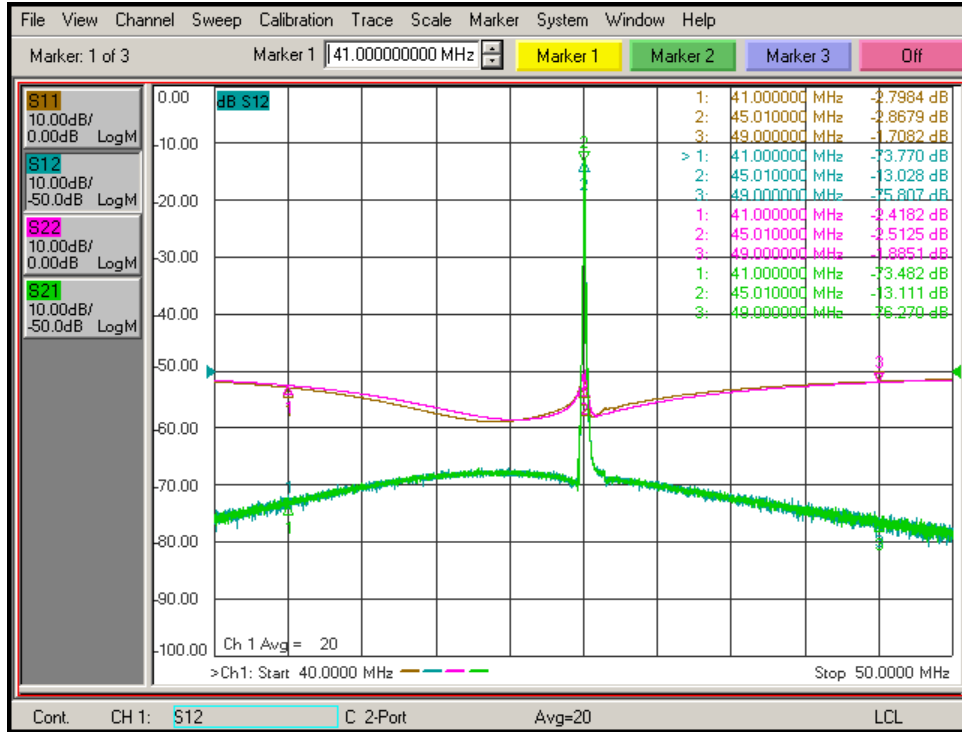
Insertion Loss and Rejection:



BPF Series

45MHz Band Pass Filter

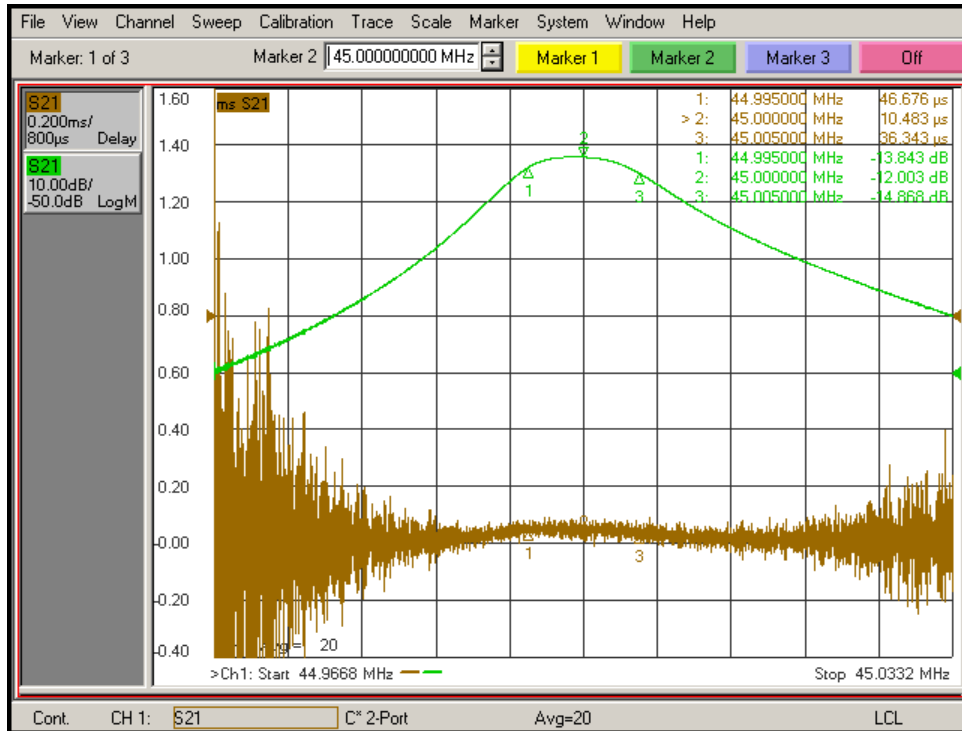
Insertion Loss and Rejection:



BPF Series

45MHz Band Pass Filter

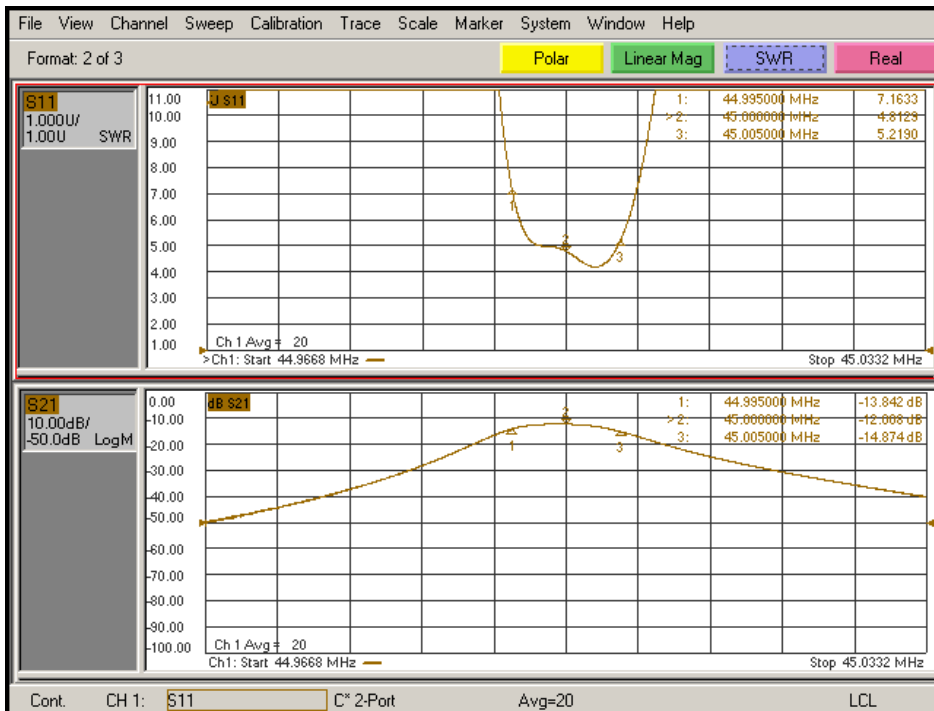
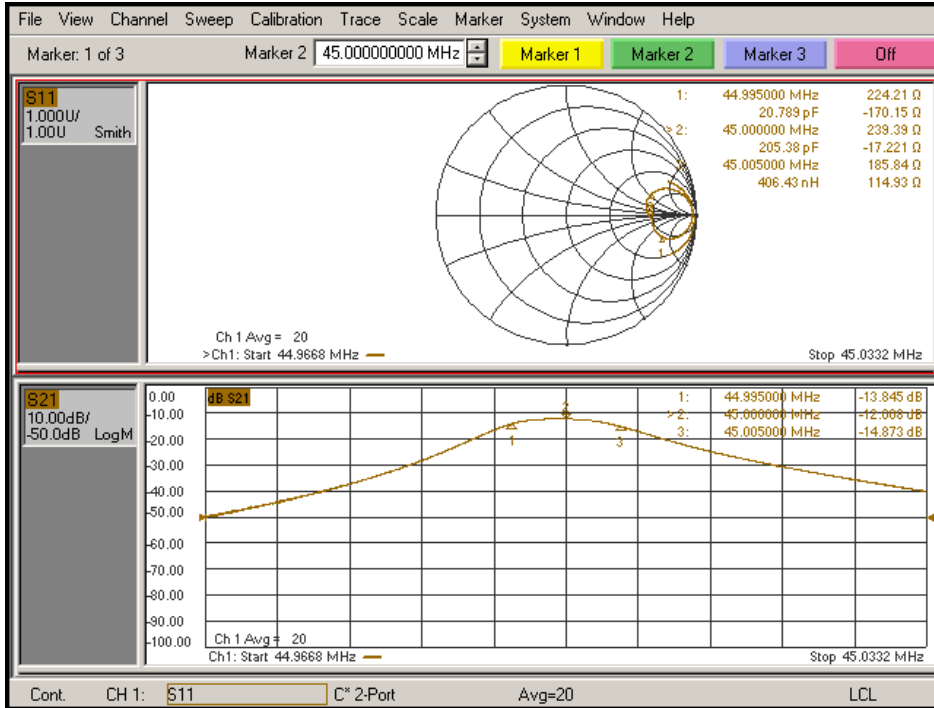
Delay and Phase:



BPF Series

45MHz Band Pass Filter

Smith Chart and VSWR:



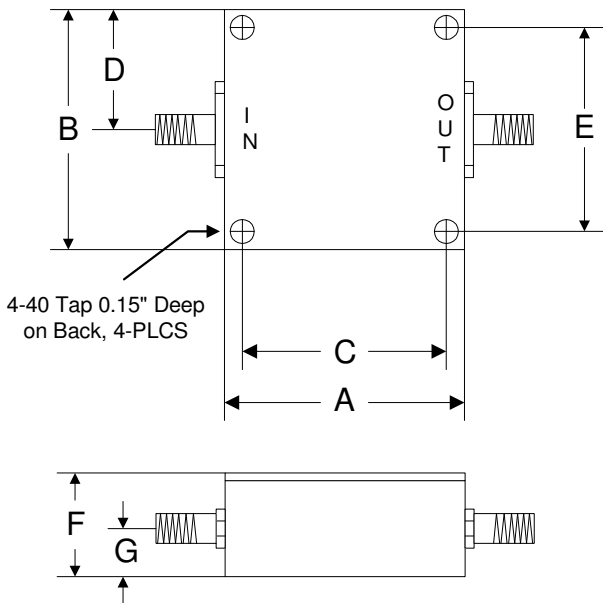
BPF Series

45MHz Band Pass Filter

Absolute Maximum Ratings

Parameter	Absolute Maximum
RF Input Power	+20dBm
DC Input Voltage	0V
Operating Temperature	-40 °C to +85 °C
Storage Temperature	-55 °C to +100 °C

Outline



	A	B	C	D	E	F	G
Inch	1.250	1.250	1.000	0.625	1.000	0.563	0.250
mm	31.75	31.75	25.40	15.88	25.40	14.29	6.35