


BPF Series

321.5-328.5MHz Band Pass Filter

Features

- Center Frequency: 325MHz
- Bandwidth: ± 3.5 MHz
- Insertion Loss: 3dB
- Input/Output Impedance: 50Ω
- Maximum Input Power: +20dBm
- SAW Technology
- SMA Connector

Picture



Description

BPF-325S is a 321.5-328.5MHz SAW Band Pass Filter for 325MHz Fixed/Mobile application.

Electrical Specifications @ +25 °C, $Z_S = Z_L = 50 \Omega$

Parameter	Unit	Minimum	Typical	Maximum
Frequency Range	MHz	321.5		328.5
Center Frequency	MHz		325	
Insertion Loss	dB		3	4
Rejection at 280MHz	dB	50	60	
Rejection at 370MHz	dB	50	60	
Maximum Input Power	dBm			+20
Maximum Input DC Voltage	V			± 25
Input/output impedance	Ω		50	
Group Delay	ns		80	
Group Delay Ripple	ns		± 10	
VSWR				
Input VSWR			1:1.5	
Output VSWR			1:1.5	
Size (excluding SMA connectors)	inch	1.25" x 1.25" x 0.56"		
Weight	oz	1.5		

Note: Input and output ports are interchangeable

BPF Series

321.5-328.5MHz Band Pass Filter

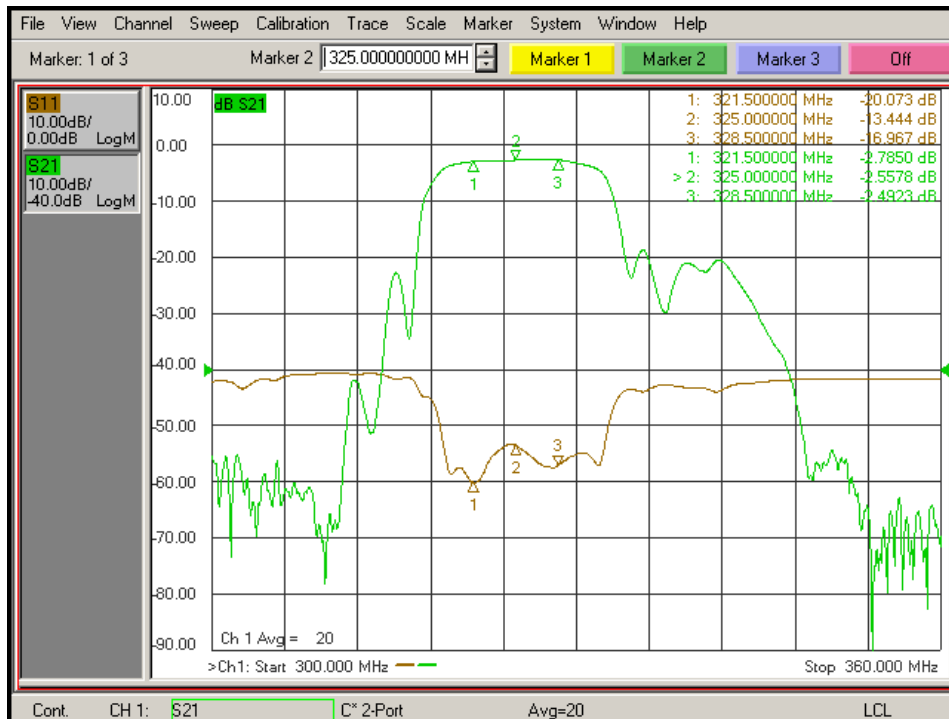
Insertion Loss and Rejection:



BPF Series

321.5-328.5MHz Band Pass Filter

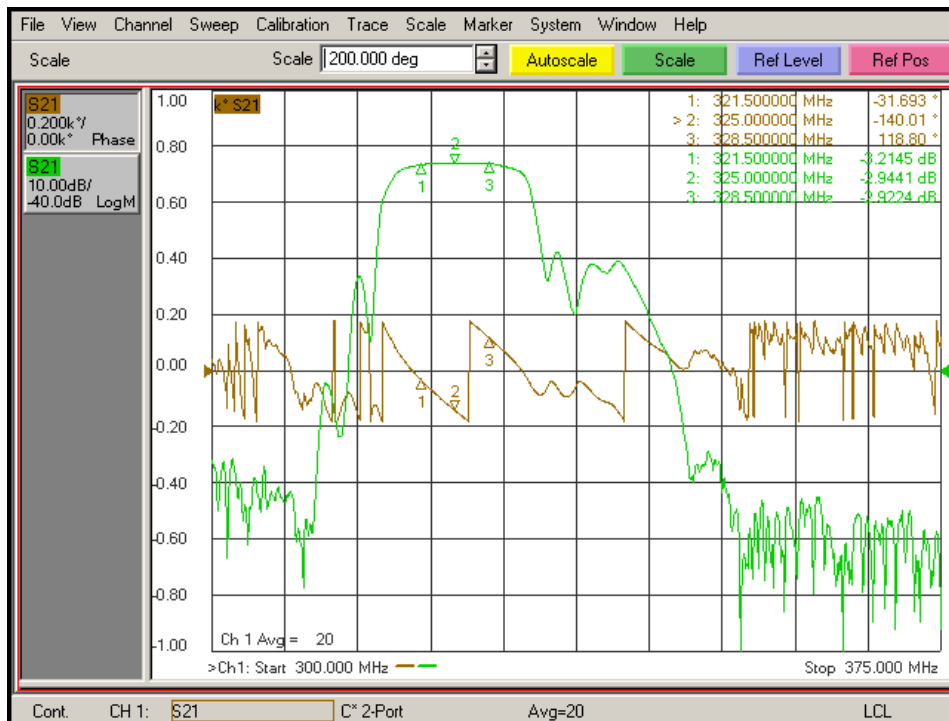
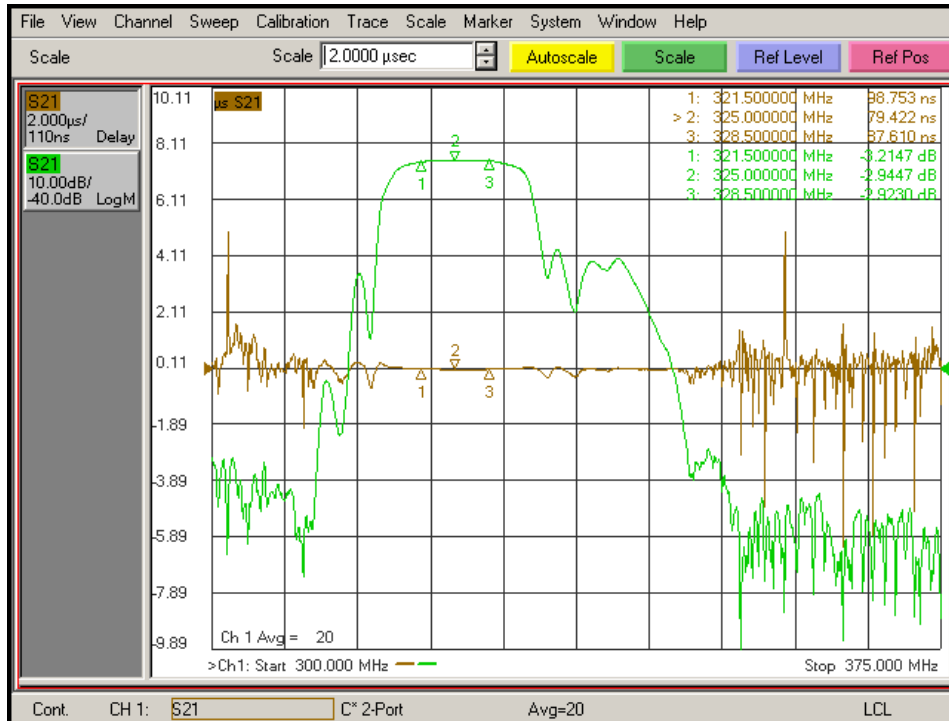
Insertion Loss and Rejection:



BPF Series

321.5-328.5MHz Band Pass Filter

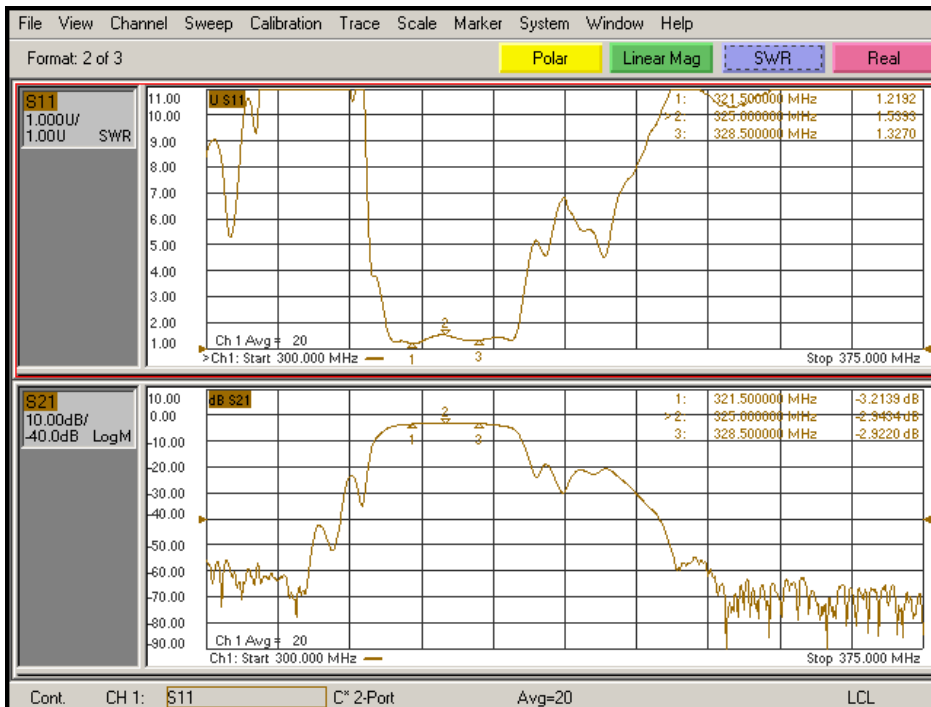
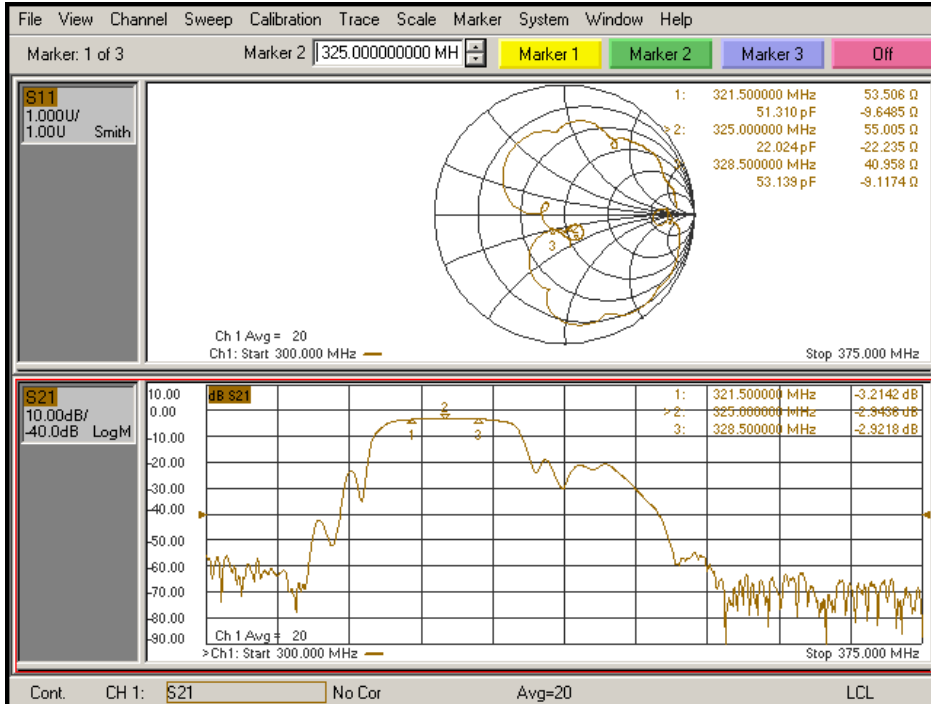
Delay and Phase:



BPF Series

321.5-328.5MHz Band Pass Filter

Smith Chart and VSWR:



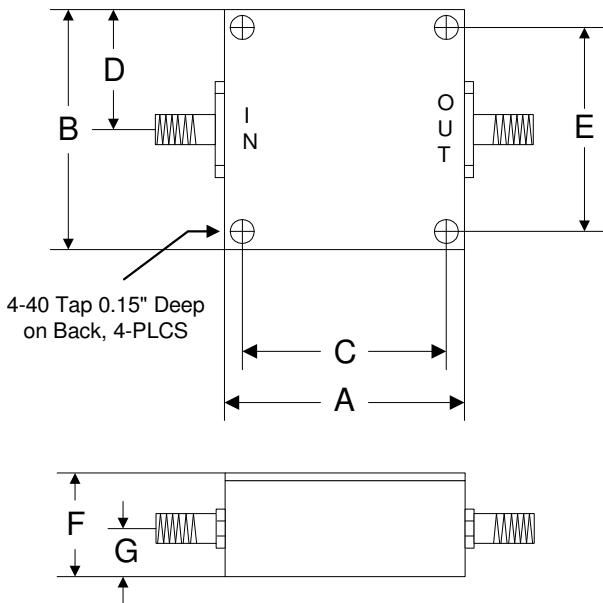
BPF Series

321.5-328.5MHz Band Pass Filter

Absolute Maximum Ratings

Parameter	Absolute Maximum
RF Input Power	+20dBm
DC Input Voltage	±25V
Operating Temperature	-30 °C to +85 °C
Storage Temperature	-40 °C to +100 °C

Outline



	A	B	C	D	E	F	G
Inch	1.250	1.250	1.000	0.625	1.000	0.563	0.250
mm	31.75	31.75	25.40	15.88	25.40	14.29	6.35